

CD2 Antibody, Mouse MAb



Sino Biological
Biological Solution Specialist

Catalog Number: 10982-MM05

GENERAL INFORMATION

Immunogen:	Recombinant Human CD2 protein (Catalog#10982-H08H)
Preparation	This antibody was produced from a hybridoma resulting from the fusion of a mouse myeloma with B cells obtained from a mouse immunized with purified, recombinant Human CD2 (rh CD2; Catalog#10982-H08H; NP_001758.2; Met1-Asp209). The IgG fraction of the cell culture supernatant was purified by Protein A affinity chromatography.
Ig Type:	Mouse IgG1
Clone ID:	05
Specificity:	Human CD2
Formulation:	0.2 µm filtered solution in PBS
Storage:	This antibody can be stored at 2°C-8°C for one month without detectable loss of activity. Antibody products are stable for twelve months from date of receipt when stored at -20°C to -80°C. Preservative-Free. Sodium azide is recommended to avoid contamination (final concentration 0.05%-0.1%). It is toxic to cells and should be disposed of properly. Avoid repeated freeze-thaw cycles.

APPLICATIONS

Applications:	IHC-P
----------------------	-------

RECOMMENDED CONCENTRATION

IHC-P	IHC-P: 1:100-1:500
--------------	--------------------

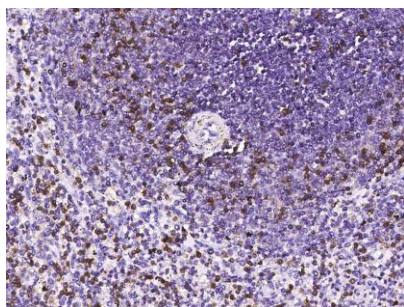
Please Note: Optimal concentrations/dilutions should be determined by the end user.

CD2 Antibody, Mouse MAb

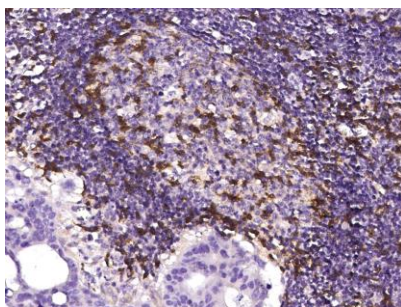


Sino Biological
Biological Solution Specialist

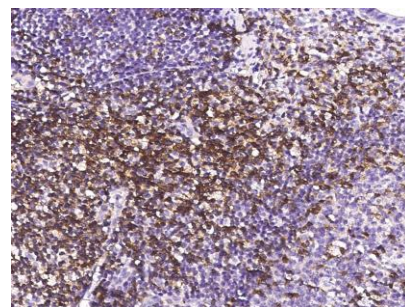
Catalog Number: 10982-MM05



Immunohistochemical staining of human CD2 in human spleen with mouse monoclonal antibody (1:200, formalin-fixed paraffin embedded sections).



Immunohistochemical staining of human CD2 in human lymph node with mouse monoclonal antibody (1:200, formalin-fixed paraffin embedded sections).



Immunohistochemical staining of human CD2 in human appendix with mouse monoclonal antibody (1:200, formalin-fixed paraffin embedded sections).