

Biotinylated Mouse OX40/TNFRSF4/CD134 Protein

Cat. No. OX4-MM440B

Description

Source	Recombinant Biotinylated Mouse OX40/TNFRSF4/CD134 Protein is expressed from HEK293 with His tag and Avi tag at the C-Terminus. It contains Val20-Pro211.
Accession	P47741
Molecular Weight	The protein has a predicted MW of 24.2 kDa. Due to glycosylation, the protein migrates to 48-55 kDa based on Tris-Bis PAGE result.
Endotoxin	Less than 1EU per ug by the LAL method.
Purity	> 95% as determined by Tris-Bis PAGE > 95% as determined by HPLC

Formulation and Storage

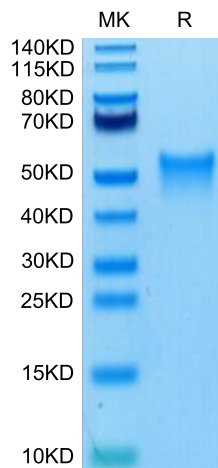
Formulation	Lyophilized from 0.22µm filtered solution in PBS (pH 7.4). Normally 8% trehalose is added as protectant before lyophilization.
Reconstitution	Centrifuge the tube before opening. Reconstituting to a concentration more than 100 µg/ml is recommended. Dissolve the lyophilized protein in distilled water.
Storage	-20 to -80°C for 12 months as supplied from date of receipt. -20 to -80°C for 3-6 months in unopened state after reconstitution. 2-8°C for 2-7 days after reconstitution. Recommend to aliquot the protein into smaller quantities for optimal storage. Please minimize freeze-thaw cycles.

Background

Tumor necrosis factor receptor superfamily, member 4 (TNFRSF4), also known as CD134 and OX40 receptor. OX40 is a secondary co-stimulatory immune checkpoint molecule, expressed after 24 to 72 hours following activation; its ligand, OX40L, is also not expressed on resting antigen presenting cells, but is following their activation.

Assay Data

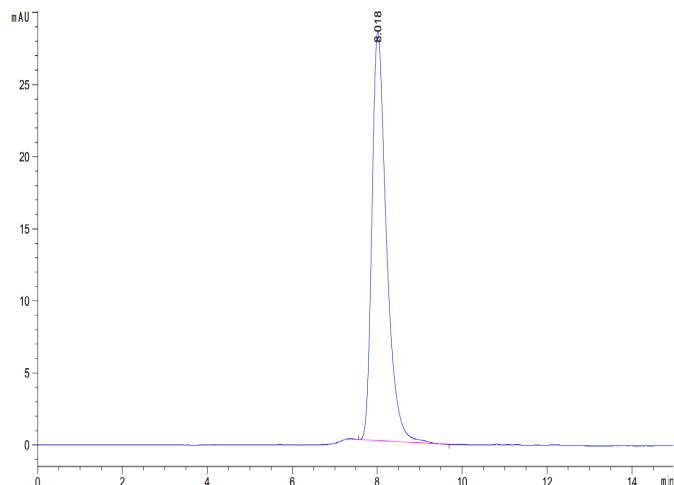
Tris-Bis PAGE



Biotinylated Mouse OX40 on Tris-Bis PAGE under reduced condition. The purity is greater than 95%.

SEC-HPLC

Assay Data

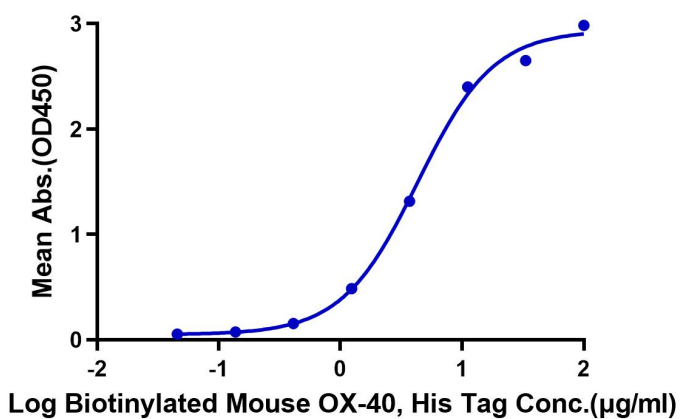


The purity of Biotinylated Mouse OX40 is greater than 95% as determined by SEC-HPLC.

ELISA Data

Biotinylated Mouse OX-40, His Tag ELISA

0.2µg Mouse OX-40 Ligand, hFc Tag Per Well



Immobilized Mouse OX40 Ligand, hFc Tag at 2µg/ml (100µl/Well) on the plate. Dose response curve for Biotinylated Mouse OX40, His Tag with the EC50 of 4.3µg/ml determined by ELISA.