

Mouse Integrin alpha V beta 6 (ITGAV&ITGB6) Heterodimer Protein

Cat. No. ITG-MM1V6

Description

Source Recombinant Mouse Integrin alpha V beta 6 (ITGAV&ITGB6) Heterodimer Protein is expressed from HEK293 with His tag at the C-Terminus.

It contains Phe31-Val988(ITGAV) acidic tail&Gly22-Asn706(ITGB6) basic tail.

Accession P43406(ITGAV)&Q9Z0T9(ITGB6)

Molecular Weight The protein has a predicted MW of 111.6 kDa (ITGAV)&79.2 kDa (ITGB6). Due to glycosylation, the protein migrates to 90-140 kDa based on Tris-Bis PAGE result.

Endotoxin Less than 1EU per µg by the LAL method.

Purity > 95% as determined by Tris-Bis PAGE

> 95% as determined by HPLC

Formulation and Storage

Formulation Lyophilized from 0.22µm filtered solution in PBS (pH 7.4). Normally 8% trehalose is added as protectant before lyophilization.

Reconstitution Centrifuge the tube before opening. Reconstituting to a concentration more than 100 µg/ml is recommended. Dissolve the lyophilized protein in distilled water.

Storage -20 to -80°C for 12 months as supplied from date of receipt. -20 to -80°C for 3-6 months in unopened state after reconstitution. 2-8°C for 2-7 days after reconstitution. Recommend to aliquot the protein into smaller quantities for optimal storage. Please minimize freeze-thaw cycles.

Background

ITGAV&ITGB6 is a receptor for fibronectin and cytotactin. It recognizes the sequence R-G-D in its ligands. Internalisation of integrin alpha-V/beta-6 via clathrin-mediated endocytosis promotes carcinoma cell invasion. ITGAV&ITGB6 acts as a receptor for fibrillin-1 (FBN1) and mediates R-G-D-dependent cell adhesion to FBN1.

Assay Data

Tris-Bis PAGE



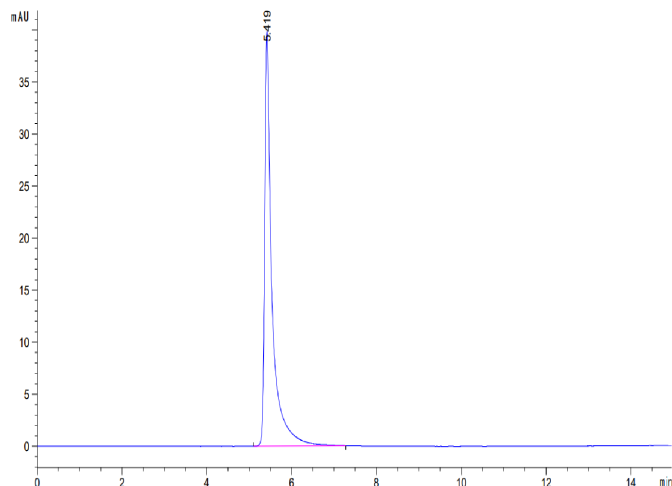
Mouse ITGAV&ITGB6 on Tris-Bis PAGE under reduced condition. The purity is greater than 95%.

SEC-HPLC

Mouse Integrin alpha V beta 6 (ITGAV&ITGB6) Heterodimer Protein

Cat. No. ITG-MM1V6

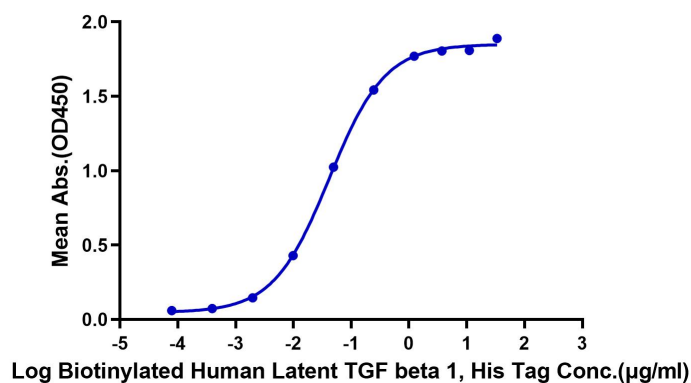
Assay Data



The purity of Mouse ITGAV&ITGB6 is greater than 95% as determined by SEC-HPLC.

ELISA Data

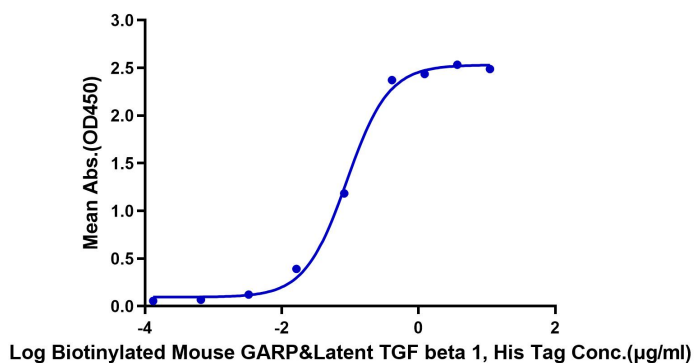
Mouse ITGAV&ITGB6, His Tag ELISA
0.1µg Mouse ITGAV&ITGB6, His Tag Per Well



Immobilized Mouse ITGAV&ITGB6, His Tag at 1µg/ml (100µl/Well) on the plate. Dose response curve for Biotinylated Human Latent TGF beta 1, His Tag with the EC50 of 41.8ng/ml determined by ELISA (QC Test).

ELISA Data

Mouse ITGAV&ITGB6, His Tag ELISA
0.2µg Mouse ITGAV&ITGB6, His Tag Per Well



Immobilized Mouse ITGAV&ITGB6, His Tag at 2µg/ml (100µl/well) on the plate. Dose response curve for Biotinylated Mouse GARP&Latent TGF beta 1 Complex, His Tag with the EC50 of 89.3ng/ml determined by ELISA.