

Biotinylated Human IL-25/IL-17E Protein

Cat. No. IL2-HM425B

Description	
Source	Recombinant Biotinylated Human IL-25/IL-17E Protein is expressed from HEK293 with His tag and Avi tag at the C-Terminus. It contains Tyr33-Gly177.
Accession	Q9H293-1
Molecular Weight	The protein has a predicted MW of 19.24 kDa. Due to glycosylation, the protein migrates to 25-35 kDa based on Tris-Bis PAGE result.
Endotoxin	Less than 1EU per µg by the LAL method.
Purity	> 95% as determined by Tris-Bis PAGE > 95% as determined by HPLC

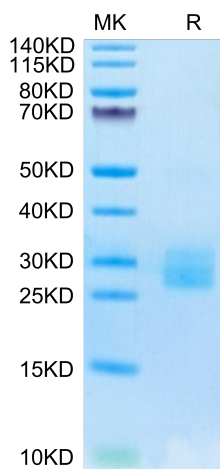
Formulation and Storage	
Formulation	Supplied as 0.22µm filtered solution in PBS (pH 7.4).
Storage	Valid for 12 months from date of receipt when stored at -80°C. Recommend to aliquot the protein into smaller quantities for optimal storage. Please minimize freeze-thaw cycles.

Background

IL-25, also known as IL-17E, is a member of the IL-17 cytokine family mostly produced by epithelial cells and innate immune cells. After binding to the IL-17RB/IL-17RA complex, IL-25 induces downstream signaling responses in epithelial cells and type 2 lymphocytes, which initiates, propagates, and sustains type 2 immunity. The function of IL-25 in allergic diseases such as asthma has been well established, and now also is extended to diseases such as inflammatory bowel disease and cancer.

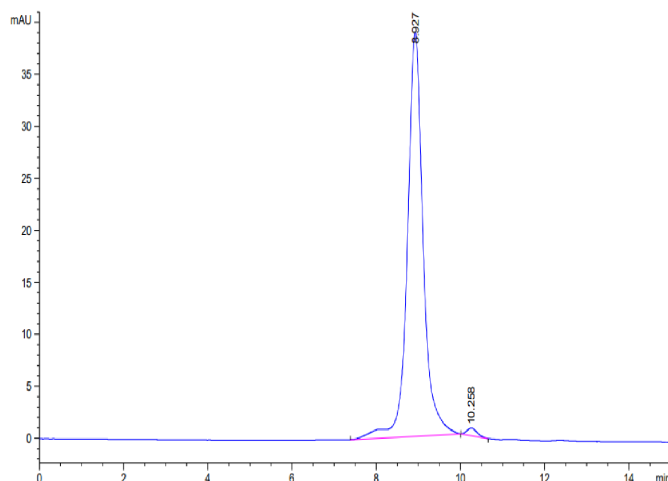
Assay Data

Tris-Bis PAGE



Biotinylated Human IL-25 on Tris-Bis PAGE under reduced condition. The purity is greater than 95%.

SEC-HPLC



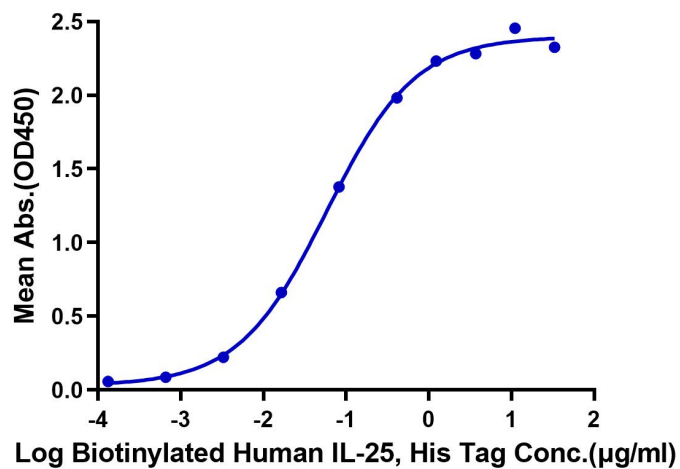
The purity of Biotinylated Human IL-25 is greater than 95% as determined by SEC-HPLC.

Assay Data

ELISA Data

Biotinylated Human IL-25, His Tag ELISA

0.5µg Human IL-17RB, His Tag Per Well



Immobilized Human IL-17RB, His Tag at 5µg/ml (100µl/well) on the plate. Dose response curve for Biotinylated Human IL-25, His Tag with the EC50 of 58.5ng/ml determined by ELISA.