

Human IL-17R alpha/CD217 Protein

Cat. No. CD7-HM2RA

Description

Source	Recombinant Human IL-17R alpha/CD217 Protein is expressed from HEK293 with hFc tag at the C-Terminus. It contains Leu33-Trp320.
Accession	Q96F46-1
Molecular Weight	The protein has a predicted MW of 60.2 kDa. Due to glycosylation, the protein migrates to 75-90 kDa based on Tris-Bis PAGE result.
Endotoxin	Less than 1EU per ug by the LAL method.
Purity	> 95% as determined by Tris-Bis PAGE > 95% as determined by HPLC

Formulation and Storage

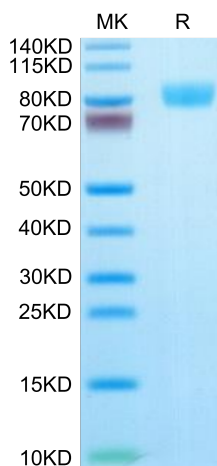
Formulation	Lyophilized from 0.22µm filtered solution in PBS (pH 7.4). Normally 8% trehalose is added as protectant before lyophilization.
Reconstitution	Centrifuge the tube before opening. Reconstituting to a concentration more than 100 µg/ml is recommended. Dissolve the lyophilized protein in distilled water.
Storage	-20 to -80°C for 12 months as supplied from date of receipt. -20 to -80°C for 3-6 months in unopened state after reconstitution. 2-8°C for 2-7 days after reconstitution. Recommend to aliquot the protein into smaller quantities for optimal storage. Please minimize freeze-thaw cycles.

Background

Interleukin 17 (also known as CTLA8) is a T cell expressed pleotropic cytokine. IL17 binds to IL17 receptor (IL17 R) which shares no homology with any known family of receptors. While the expression of IL17 is restricted to activated T cells, the IL17 R mRNA exhibits a broad tissue distribution, and has been detected in virtually all cells and tissues tested. The human IL17 R gene was localized to chromosome 22.

Assay Data

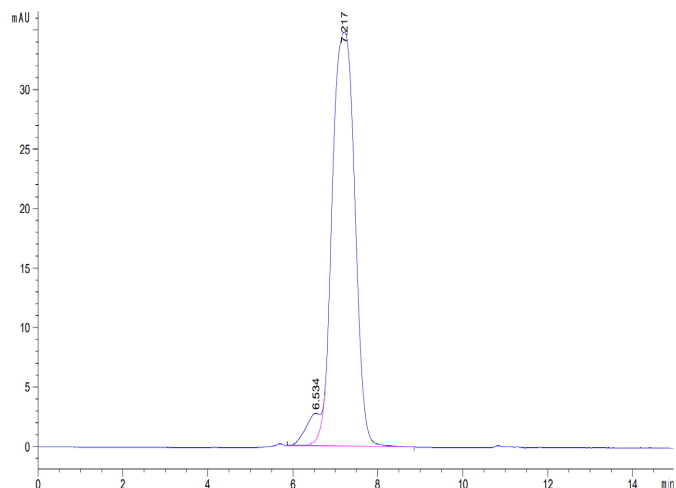
Tris-Bis PAGE



Human IL-17R alpha on Tris-Bis PAGE under reduced condition. The purity is greater than 95%.

SEC-HPLC

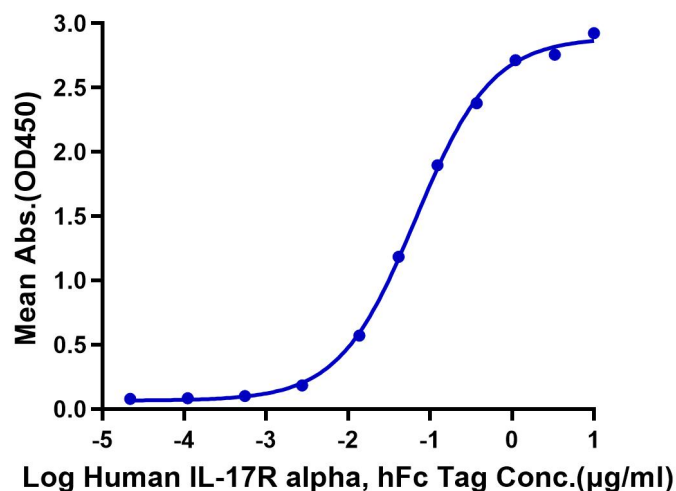
Assay Data



The purity of Human IL-17R alpha is greater than 95% as determined by SEC-HPLC.

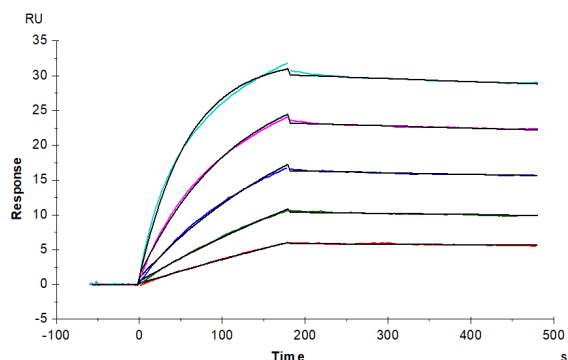
ELISA Data

Human IL-17R alpha, hFc Tag ELISA
0.05µg Human IL-17A, His Tag Per Well



Immobilized Human IL-17A, His Tag at 0.5µg/ml (100µl/well) on the plate. Dose response curve for Human IL-17R alpha, hFc Tag with the EC50 of 66.6ng/ml determined by ELISA (QC Test).

SPR Data



Human IL-17R alpha, hFc Tag captured on CM5 Chip via protein A can bind Biotinylated Human IL-17A, His-Avi Tag with an affinity constant of 2.18 nM as determined in SPR assay (Biacore T200).