

Biotinylated Human CD5 Protein

Cat. No. CD5-HM501B

Description

Source	Recombinant Biotinylated Human CD5 Protein is expressed from HEK293 with hFc tag and Avi tag at the C-Terminus. It contains Arg25-Asn371.
Accession	P06127
Molecular Weight	The protein has a predicted MW of 67.1 kDa. Due to glycosylation, the protein migrates to 70-80 kDa based on Tris-Bis PAGE result.
Endotoxin	Less than 1EU per µg by the LAL method.
Purity	> 95% as determined by Tris-Bis PAGE > 95% as determined by HPLC

Formulation and Storage


Formulation	Lyophilized from 0.22µm filtered solution in PBS (pH 7.4). Normally 8% trehalose is added as protectant before lyophilization.
Reconstitution	Centrifuge the tube before opening. Reconstituting to a concentration more than 100 µg/ml is recommended. Dissolve the lyophilized protein in distilled water.
Storage	-20 to -80°C for 12 months as supplied from date of receipt. -20 to -80°C for 3-6 months in unopened state after reconstitution. 2-8°C for 2-7 days after reconstitution. Recommend to aliquot the protein into smaller quantities for optimal storage. Please minimize freeze-thaw cycles.

Background

CD5: a type I transmembrane protein found on T cells, thymocytes, and some B cells that is a ligand for CD72 and is involved in cellular activation or adhesion; expressed in B-cell chronic lymphocytic leukemia and T-cell lymphoma.

Assay Data

Tris-Bis PAGE



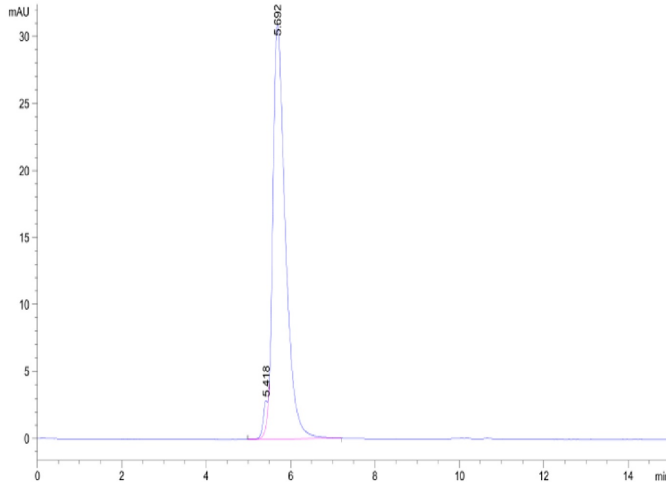
Biotinylated Human CD5 on Tris-Bis PAGE under reduced condition. The purity is greater than 95%.

SEC-HPLC

Biotinylated Human CD5 Protein

Cat. No. CD5-HM501B

Assay Data

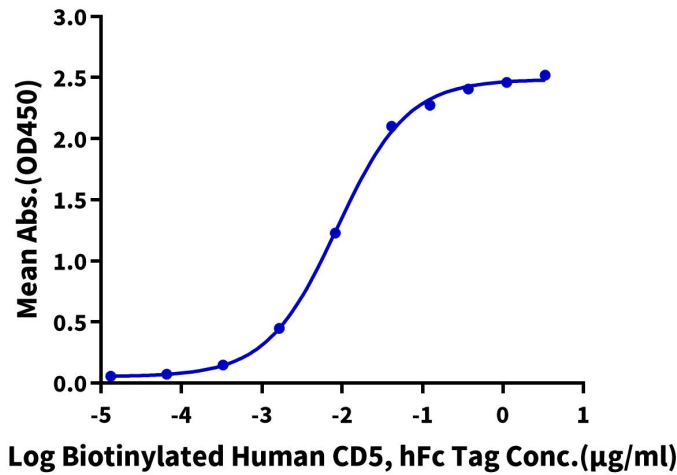


The purity of Biotinylated Human CD5 is greater than 95% as determined by SEC-HPLC.

ELISA Data

Biotinylated Human CD5, hFc Tag ELISA

0.1µg Anti-CD5 Antibody, hFc Tag Per Well



Immobilized Anti-CD5 Antibody, hFc Tag at 1µg/ml (100µl/well) on the plate. Dose response curve for Biotinylated Human CD5, hFc Tag with the EC50 of 8.6ng/ml determined by ELISA.