

Biotinylated Human B7-H4 Protein

Cat. No. BH7-HM174B

Description

Source	Recombinant Biotinylated Human B7-H4 Protein is expressed from HEK293 with His tag and Avi tag at the C-Terminus. It contains Phe29-Ala258.
Accession	Q7Z7D3-1
Molecular Weight	The protein has a predicted MW of 28.2 kDa. Due to glycosylation, the protein migrates to 60-70 kDa based on Tris-Bis PAGE result.
Endotoxin	Less than 1EU per µg by the LAL method.
Purity	> 95% as determined by Tris-Bis PAGE > 95% as determined by HPLC

Formulation and Storage

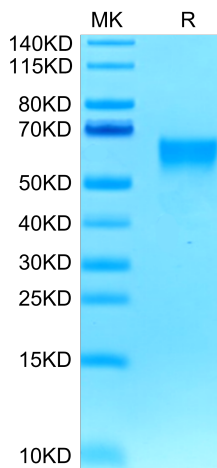
Formulation	Lyophilized from 0.22µm filtered solution in PBS (pH 7.4). Normally 8% trehalose is added as protectant before lyophilization.
Reconstitution	Centrifuge the tube before opening. Reconstituting to a concentration more than 100 µg/ml is recommended. Dissolve the lyophilized protein in distilled water.
Storage	-20 to -80°C for 12 months as supplied from date of receipt. -20 to -80°C for 3-6 months in unopened state after reconstitution. 2-8°C for 2-7 days after reconstitution. Recommend to aliquot the protein into smaller quantities for optimal storage. Please minimize freeze-thaw cycles.

Background

B7-H4, also known as B7x and B7S1, is a 50-80 kDa glycosylated member of the B7 family of immunomodulatory proteins. B7-H4 is up-regulated in several carcinomas in correlation with tumor progression and metastasis. A soluble form of B7-H4 is elevated in the serum of ovarian cancer, renal cell carcinoma, and rheumatoid arthritis patients, also in correlation with advanced disease status.

Assay Data

Tris-Bis PAGE



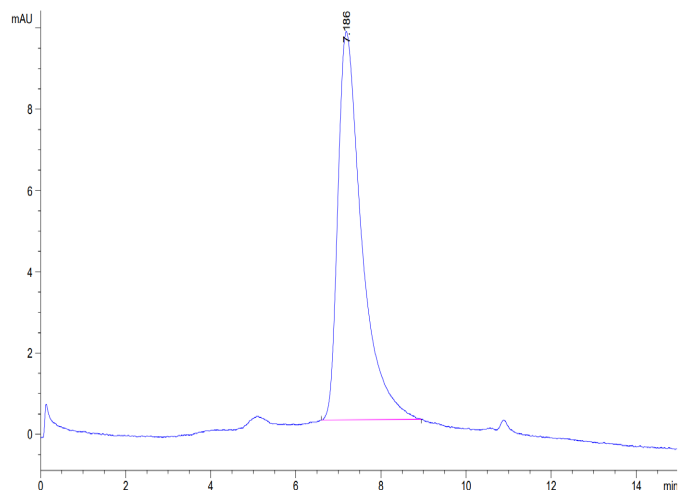
Biotinylated Human B7-H4 on Tris-Bis PAGE under reduced condition. The purity is greater than 95%.

SEC-HPLC

Biotinylated Human B7-H4 Protein

Cat. No. BH7-HM174B

Assay Data

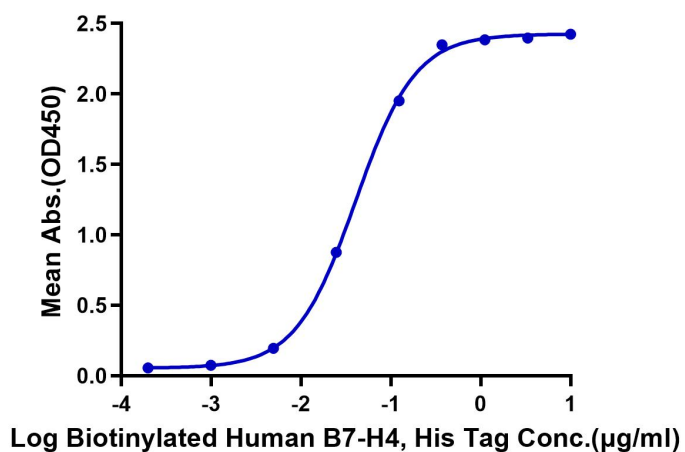


The purity of Biotinylated Human B7-H4 is greater than 95% as determined by SEC-HPLC.

ELISA Data

Biotinylated Human B7-H4, His Tag ELISA

0.1 μ g Anti-B7-H4 Antibody, hFc Tag Per Well



Immobilized Anti-B7-H4 Antibody, hFc Tag at 1 μ g/ml (100 μ l/well) on the plate. Dose response curve for Biotinylated Human B7-H4, His Tag with the EC50 of 40.5ng/ml determined by ELISA.