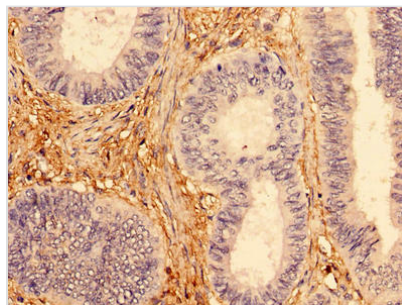




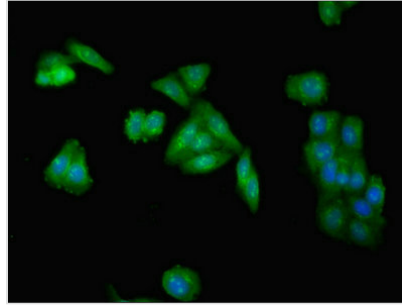
INPP5A Antibody

Product Code	CSB-PA622780HA01HU
Storage	Upon receipt, store at -20°C or -80°C. Avoid repeated freeze.
Uniprot No.	Q14642
Immunogen	Recombinant Human Type I inositol 1,4,5-trisphosphate 5-phosphatase protein (1-409AA)
Raised In	Rabbit
Species Reactivity	Human
Tested Applications	ELISA, IHC, IF; Recommended dilution: IHC:1:20-1:200, IF:1:50-1:200
Relevance	Major isoenzyme hydrolyzing the calcium-mobilizing second messenger Ins(1,4,5)P ₃ , this is a signal-terminating reaction.
Form	Liquid
Conjugate	Non-conjugated
Storage Buffer	Preservative: 0.03% Proclin 300 Constituents: 50% Glycerol, 0.01M PBS, PH 7.4
Purification Method	>95%, Protein G purified
Isotype	IgG
Clonality	Polyclonal
Alias	Type I inositol 1,4,5-trisphosphate 5-phosphatase (5PTase) (EC 3.1.3.56), INPP5A
Species	Human
Research Area	Signal Transduction
Target Names	INPP5A

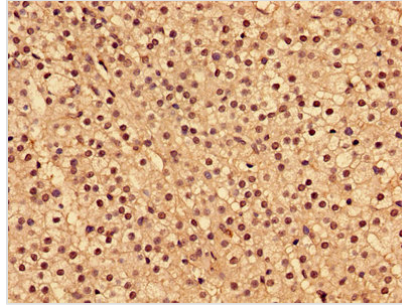
Image



Immunohistochemistry of paraffin-embedded human colon cancer using CSB-PA622780HA01HU at dilution of 1:100



Immunofluorescent analysis of HepG2 cells using CSB-PA622780HA01HU at dilution of 1:100 and Alexa Fluor 488-conjugated AffiniPure Goat Anti-Rabbit IgG(H+L)



Immunohistochemistry of paraffin-embedded human adrenal gland tissue using CSB-PA622780HA01HU at dilution of 1:100