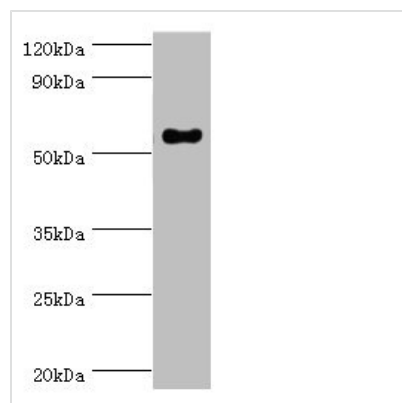




IFNGR1 Antibody

Product Code	CSB-PA011051DSR2HU
Storage	Upon receipt, store at -20°C or -80°C. Avoid repeated freeze.
Uniprot No.	P15260
Immunogen	Recombinant Human Interferon gamma receptor 1 protein (270-489AA)
Raised In	Rabbit
Species Reactivity	Human, Mouse
Tested Applications	ELISA, WB, IHC; Recommended dilution: WB:1:200-1:1000, IHC:1:20-1:200
Relevance	Receptor for interferon gamma. Two receptors bind one interferon gamma dimer.
Form	Liquid
Conjugate	Non-conjugated
Storage Buffer	PBS with 0.02% sodium azide, 50% glycerol, pH7.3.
Purification Method	Antigen Affinity Purified
Isotype	IgG
Clonality	Polyclonal
Alias	Interferon gamma receptor 1 (IFN-gamma receptor 1) (IFN-gamma-R1) (CDw119) (Interferon gamma receptor alpha-chain) (IFN-gamma-R-alpha) (CD antigen CD119), IFNGR1
Species	Human
Research Area	Immunology
Target Names	IFNGR1

Image



Western blot

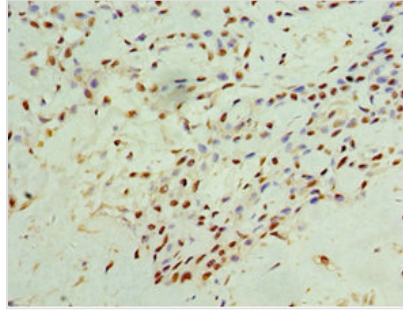
All lanes: IFNGR1 antibody at 2µg/ml + Mouse lung tissue

Secondary

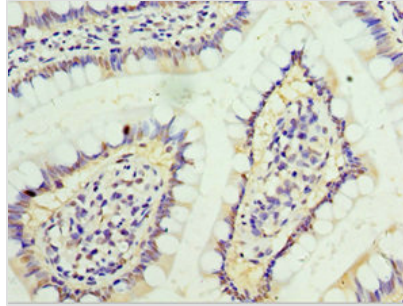
Goat polyclonal to rabbit IgG at 1/10000 dilution

Predicted band size: 55, 22 kDa

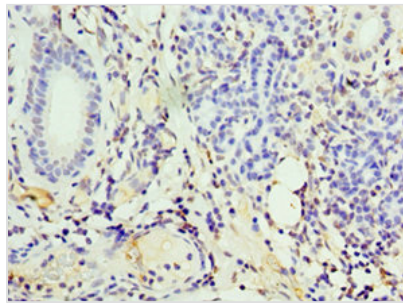
Observed band size: 55 kDa



Immunohistochemistry of paraffin-embedded human breast cancer using CSB-PA011051DSR2HU at dilution of 1:100



Immunohistochemistry of paraffin-embedded human small intestine tissue using CSB-PA011051DSR2HU at dilution of 1:100



Immunohistochemistry of paraffin-embedded human pancreatic tissue using CSB-PA011051DSR2HU at dilution of 1:100