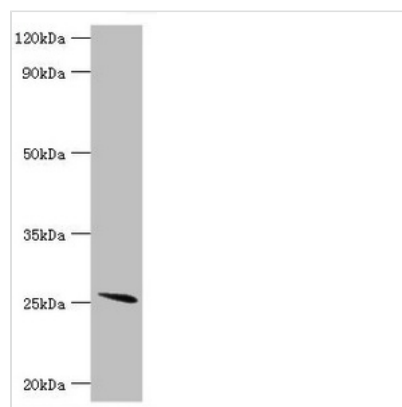




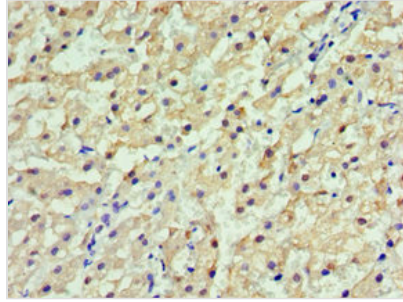
GSTA2 Antibody

Product Code	CSB-PA009971ESR2HU
Storage	Upon receipt, store at -20°C or -80°C. Avoid repeated freeze.
Uniprot No.	P09210
Immunogen	Recombinant Human Glutathione S-transferase A2 protein (1-222AA)
Raised In	Rabbit
Species Reactivity	Human, Mouse
Tested Applications	ELISA, WB, IHC; Recommended dilution: WB:1:500-1:2000, IHC:1:20-1:200
Relevance	Conjugation of reduced glutathione to a wide number of exogenous and endogenous hydrophobic electrophiles.
Form	Liquid
Conjugate	Non-conjugated
Storage Buffer	PBS with 0.02% sodium azide, 50% glycerol, pH7.3.
Purification Method	Antigen Affinity Purified
Isotype	IgG
Clonality	Polyclonal
Alias	Glutathione S-transferase A2 (EC 2.5.1.18) (GST HA subunit 2) (GST class-alpha member 2) (GST-gamma) (GSTA2-2) (GTH2), GSTA2, GST2
Species	Human
Research Area	Signal Transduction
Target Names	GSTA2

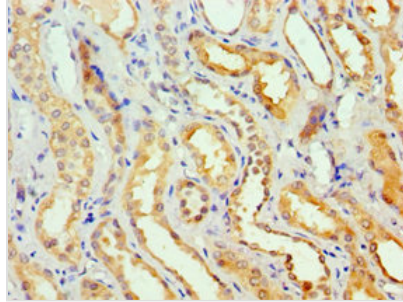
Image



Western blot
 All lanes: Glutathione S-transferase A2 antibody at 4µg/ml + Mouse liver tissue
 Secondary
 Goat polyclonal to rabbit IgG at 1/10000 dilution
 Predicted band size: 26 kDa
 Observed band size: 26 kDa



Immunohistochemistry of paraffin-embedded human liver cancer using CSB-PA009971ESR2HU at dilution of 1:100



Immunohistochemistry of paraffin-embedded human kidney tissue using CSB-PA009971ESR2HU at dilution of 1:100