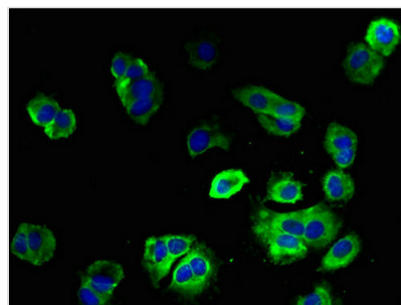




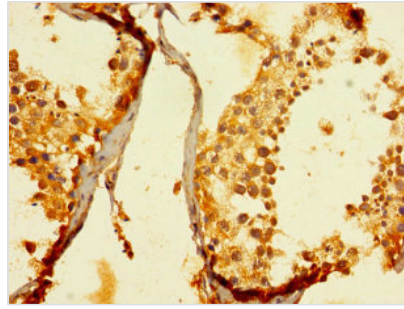
ENTPD3 Antibody

Product Code	CSB-PA007692LA01HU
Storage	Upon receipt, store at -20°C or -80°C. Avoid repeated freeze.
Uniprot No.	O75355
Immunogen	Recombinant Human Ectonucleoside triphosphate diphosphohydrolase 3 protein (60-338AA)
Raised In	Rabbit
Species Reactivity	Human
Tested Applications	ELISA, IHC, IF; Recommended dilution: IHC:1:20-1:200, IF:1:50-1:200
Relevance	Has a threefold preference for the hydrolysis of ATP over ADP.
Form	Liquid
Conjugate	Non-conjugated
Storage Buffer	Preservative: 0.03% Proclin 300 Constituents: 50% Glycerol, 0.01M PBS, PH 7.4
Purification Method	>95%, Protein G purified
Isotype	IgG
Clonality	Polyclonal
Alias	Ectonucleoside triphosphate diphosphohydrolase 3 (NTPDase 3) (EC 3.6.1.5) (CD39 antigen-like 3) (Ecto-ATP diphosphohydrolase 3) (Ecto-ATPDase 3) (Ecto-ATPase 3) (Ecto-apyrase 3) (HB6), ENTPD3, CD39L3
Species	Human
Research Area	Epigenetics and Nuclear Signaling
Target Names	ENTPD3

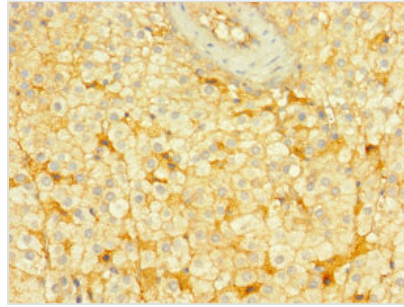
Image



Immunofluorescent analysis of MCF-7 cells using CSB-PA007692LA01HU at dilution of 1:100 and Alexa Fluor 488-conjugated AffiniPure Goat Anti-Rabbit IgG(H+L)



Immunohistochemistry of paraffin-embedded human testis tissue using CSB-PA007692LA01HU at dilution of 1:100



Immunohistochemistry of paraffin-embedded human adrenal gland tissue using CSB-PA007692LA01HU at dilution of 1:100