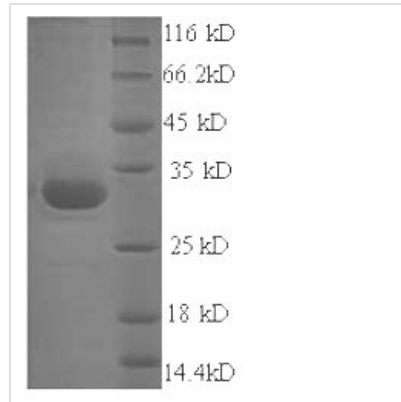


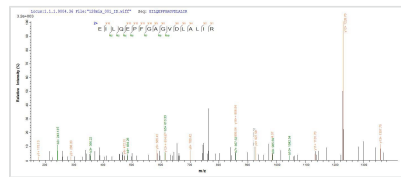


Recombinant Staphylococcus aureus Exfoliative toxin A(eta)

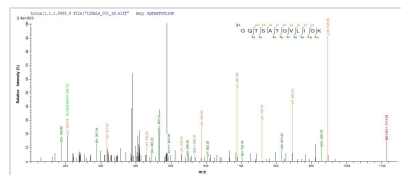
Product Code	CSB-EP357644FKZ
Relevance	Has serine protease-like properties and binds to the skin protein profilaggrin. Cleaves substrates after acidic residues. Exfoliative toxins cause impetigous diseases commonly referred as staphylococcal scalded skin syndrome (SSSS).
Storage	The shelf life is related to many factors, storage state, buffer ingredients, storage temperature and the stability of the protein itself. Generally, the shelf life of liquid form is 6 months at -20°C/-80°C. The shelf life of lyophilized form is 12 months at -20°C/-80°C.
Uniprot No.	P09331
Storage Buffer	Tris-based buffer,50% glycerol
Alias	Epidermolytic toxin A
Product Type	Recombinant Protein
Species	Staphylococcus aureus
Purity	Greater than 90% as determined by SDS-PAGE.
Sequence	EVSAEEIKKHEEKWNKYYYGVNAFNLPKELFSKVDEKDRQKYPYNTIGNVFKG QTSATGVLIGKNTVLTNRHIAKFANGDPSKVSFRPSINTDDNGNTETPYGEYEV KEILQEPFGAGVDLALIRLKPQNGVSLGDKISPAGKIGTSNDLKDGDKLELIGYP FDHKVNQMHRSEIELTTLRGLRYYGFTVPGNSGSGIFNSNGELVGIHSSKVS HLDREHQINYGVGIGNYVKRIINEKNE
Research Area	Others
Source	E.coli
Gene Names	eta
Expression Region	39-280aa
Notes	Repeated freezing and thawing is not recommended. Store working aliquots at 4°C for up to one week.
Tag Info	N-terminal 6xHis-tagged
Mol. Weight	30.9kDa
Protein Description	Full Length of Mature Protein
Image	



(Tris-Glycine gel) Discontinuous SDS-PAGE (reduced) with 5% enrichment gel and 15% separation gel.



Based on the SEQUEST from database of E.coli host and target protein, the LC-MS/MS Analysis result of CSB-EP357644FKZ could indicate that this peptide derived from E.coli-expressed Staphylococcus aureus eta.



Based on the SEQUEST from database of E.coli host and target protein, the LC-MS/MS Analysis result of CSB-EP357644FKZ could indicate that this peptide derived from E.coli-expressed Staphylococcus aureus eta.