

pMXs-miR-GFP/Puro Retroviral Expression Vector

CATALOG NUMBER: RTV-017

STORAGE: -20°C

QUANTITY AND CONCENTRATION: 10 µg at 0.25 µg/µL in TE

Background

MicroRNAs (miRNAs) are 18–24 nucleotide RNA molecules that regulate the stability or translational efficiency of target mRNAs. These regulatory RNAs function by acting as sequence-specific guides which recruit a large protein complex known as the RNA-induced silencing complex (RISC) to target mRNAs which are subsequently silenced. Diverse functions have been attributed to miRNAs including the regulation of cellular differentiation, proliferation, and apoptosis. Moreover, significant evidence has accumulated implicating a fundamental role for miRNAs in the development of cancer.

miRNAs are initially transcribed as long precursor transcripts known as primary microRNAs (pri-miRNAs). Within these transcripts, the mature miRNA sequences are found in ~60–80 nucleotide hairpin structures. Mature miRNAs are generated from pri-miRNAs by sequential processing (Figure 1). Pri-miRNAs are initially recognized in the nucleus by the microprocessor complex which includes as core components the RNase-III enzyme Drosha and its obligate partner DGCR8. This complex excises the hairpin structure containing the mature miRNA sequence. The liberated hairpins, referred to as precursor miRNAs (pre-miRNAs), are recognized by the nuclear export factor exportin 5 which transports them to the cytoplasm. There, the RNase-III enzyme Dicer performs a second cleavage to generate a double-stranded 18–24 nucleotide RNA molecule. The RISC then associates with this RNA duplex and unwinds it. Generally, only one strand is stably incorporated into the RISC; the other is discarded and rapidly degraded. miRNAs guide the RISC to target messages that are subsequently cleaved or translationally silenced.

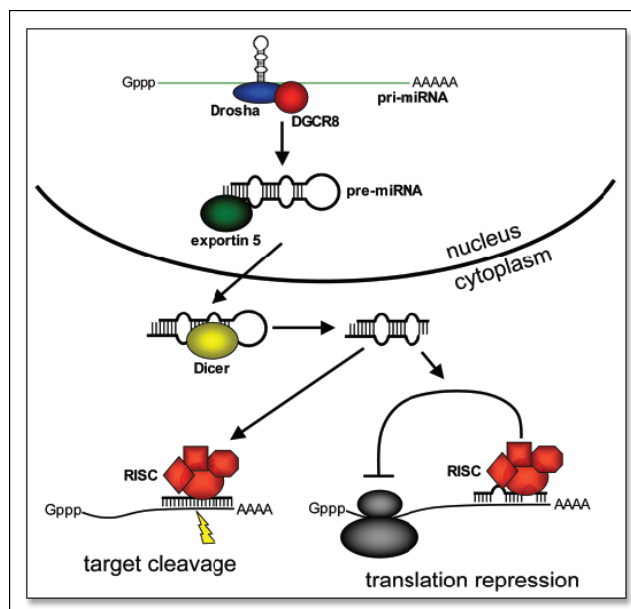


Figure 1. miRNA Biogenesis and function

Retroviruses are efficient tools for delivering heritable genes into the genome of dividing cells. Cell Biolabs' pMXs retroviral vector is based on Moloney murine leukemia virus (MMLV). The vector provides the viral package signal, transcription and processing elements, and MCS for cloning of a target gene. The viral *env* gene, produced by the package cell line, encodes the envelope protein, which determines the viral infectivity range. Transfection into a package cell line produces high-titer, replication-incompetent viruses. In addition to transfer and expression of exogenous genes in mammalian cells, recently, retroviruses have been used to express silencing RNAs (siRNA) to decrease the expression of target genes both *in vitro* and *in vivo*.

Cell Biolabs' pMXs-miR-GFP/Puro Retroviral Expression Vector is designed to clone and express an individual miRNA precursor in its native context while preserving putative hairpin structures to ensure biologically relevant interactions with endogenous processing machinery and regulatory partners, leading to properly cleaved microRNAs. Individual miRNA precursor from any species can be cloned between Xho I sites (Figure 2).

The pMXs-miR-GFP/Puro retroviral expression vector contains the following features:

- **miRNA Processing** – miRNA stem loop precursor in its native context is cloned between Xho I sites. To preserve the putative hairpin structure and proper endogenous processing, miRNA stem loop sequence is flanked by its native intron sequence.
- **EF-1 α Promoter** - ensures a high level of expression in mammalian cells
- **GFP-Puro Fusion Marker** - to monitor cells positive for expression and stable selection with either GFP or puromycin resistance.
- **pUC Origin** - for high copy replication and maintenance of the plasmid in *E. coli*
- **Ampicillin Resistance Gene** - for selection in *E. coli*

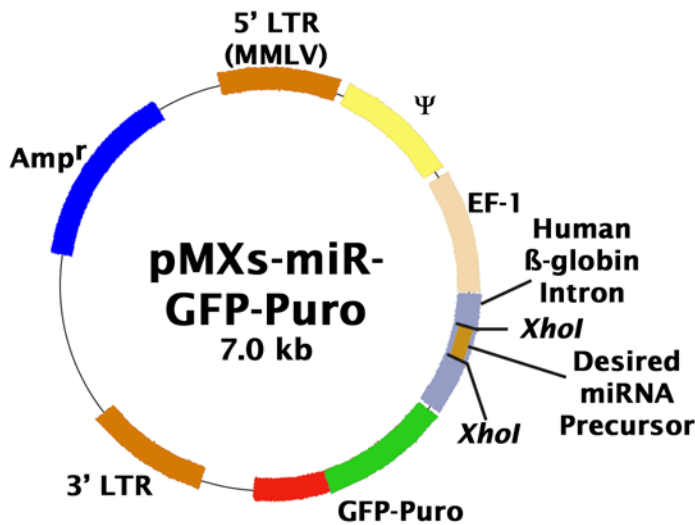
Related Products

1. RV-101: Platinum-E Retroviral Packaging Cell Line, Ecotropic
2. RV-102: Platinum-A Retroviral Packaging Cell Line, Amphotropic
3. RV-103: Platinum-GP Retroviral Packaging Cell Line, Pantropic
4. VPK-130: ViraBind™ Retrovirus Concentration and Purification Kit
5. VPK-120: QuickTiter™ Retrovirus Quantitation Kit
6. RV-200: ViraDuctin™ Retrovirus Transduction Kit

Safety Consideration

Remember that you will be working with samples containing infectious virus. Follow the recommended NIH guidelines for all materials containing BSL-2 organisms. Always wear gloves, use filtered tips and work under a biosafety hood.

pMXs-miR-GFP/Puro Retroviral Expression Vector



MCS: GATTAGTTCTCGAGGATCCGACTGAAGTCGCTAGCTCGAGCTTTTGGAXhoI XhoI

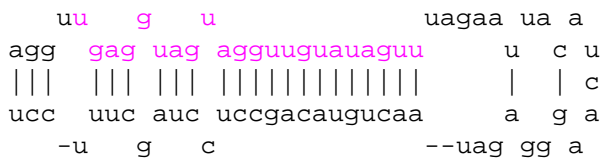
Figure 2: pMXs-miR-GFP/Puro Retroviral Expression Vector (7001 bp, Ampicillin-resistant).

miRNA Precursor Cloning

All of our premade human and mouse miRNA precursor clones in pEP-miR and pEGP-miR vectors are based on the following design, and the resulting overexpression of the mature miRNA is confirmed by Northern blot or Real Time PCR. Here we use human let-7a-2 miRNA as an example:

1. Download desired miRNA stem loop sequence from Sanger’s miRNA database:
<http://microrna.sanger.ac.uk/sequences/>



Homo sapiens let-7a-2 stem-loop structure



Homo sapiens let-7a-2 stem-loop sequence

AGGUUGAGGUAGUAGGUUGUAUAGUUUAGAAUUACAUCAAGGGAGAUAAACUGUACAGCCUCCUAGCUUUCU

2. Blast search miRNA stem loop sequence: <http://blast.ncbi.nlm.nih.gov/Blast.cgi>

>  [ref|NT_033899.7|Hs11_34054](#)  Homo sapiens chromosome 11 genomic contig,
reference assembly
Length=38509590

```

Query 1          AGGTTGAGGTAGTAGGTTGTATAGTTTAGAATTACATCAAGGGAGATAACTGTACAGCCT 60
                |||
Sbjct 25579717  AGGTTGAGGTAGTAGGTTGTATAGTTTAGAATTACATCAAGGGAGATAACTGTACAGCCT
25579658
Query 61          CCTAGCTTTCCT 72
                |||
Sbjct 25579657  CCTAGCTTTCCT 25579646

```

3. PCR and Cloning:

- 1) Add 100 base native flank sequence to both upstream and downstream of the miRNA stem loop.

Human let-7a-2 miRNA precursor sequence including the 100 base flank sequences on both ends of the stem loop: let-7a-2 stem-loop sequence is underlined.

```

GCCCAAATAGGTGACAGCACGATGAATCATTATAAGACTAACTTGTAATTTCCCTGCTTAAGAAATG
GTAGTTTTCCAGCCATTGTGACTGCATGCTCCCAGGTTGAGGTAGTAGGTTGTATAGTTTAGAATTA
CATCAAGGGAGATAACTGTACAGCCTCCTAGCTTTCCTTGGGTCTTGCACTAAACAACATGGTGAGA
ACGATCATGATTCCCTCCAGGCCTTTTCTCCCTATGAAAGGTAAGATTGGGTACGATTATTTTATGGT
ATTT

```

- 2) Design PCR primers including Xho I site with four extra bases.

Forward PCR Primer: tcga-ctcgag (XhoI)-21 nt
Reverse PCR Primer: tcga-ctcgag (XhoI)-21 nt

For human let-7a-2 miRNA precursor:

Forward PCR Primer: tcga-ctcgag-gcccaaataaggtgacagcacg
Reverse PCR Primer: tcga-ctcgag-aaataccataaaataatcgta

- 3) PCR the miRNA precursor from genomic DNA and clone into the XhoI sites of the expression vector.

PCR Product of let-7a-2 precursor: let-7a-2 stem-loop sequence is underlined.

```

1 tcgactcgag gcccaaatag gtagacagcac gatgaatcat tataagacta acttgtaatt
61 tcctgctta agaaatggta gttttccagc cattgtgact gcatgctccc aggttgaggt
121 agtaggttgt atagtttaga attacatcaa gggagataac tgtacagcct cctagctttc
181 cttgggtcct gcactaaaca acatgggtgag aacgatcatg attcctccag gcctttttctc
241 cctatgaaag gtaagattgg gtacgattat tttatgggat ttctcgagtc ga

```

- 4) Validate the insert by DNA sequencing.

Forward Sequencing Primer: TTTGCACCATTCTAAAGAAT
Reverse Sequencing Primer: AAACCTCTTACATCAGTTAC

References

1. microRNA sequences listed in Sanger's miRBase (<http://microrna.sanger.ac.uk/sequences/>).
2. John, B., C. Sander and D. S. Marks (2006) *Methods Mol Biol* **342**: 101-13.
3. Kitamura T., *et al.*, (2003) *Exp. Hematol.* **31**, 1007-1014.

Recent Product Citation

Mansour, M. et al. (2013). The TAL1 Complex Targets the FBXW7 Tumor Suppressor by Activating miR-223 in Human T Cell Acute Lymphoblastic Leukemia. *J. Exp. Med.* **210**:1545-1557.

Appendix

Vector Features:

320-614:	MuLv 5' LTR
615-1519:	extended packaging signal (Ψ +) (Ψ+)
1520-1851:	Mo-MuLV pol region containing splice acceptor
2049-2444 :	EF-1 promoter
2477-2967:	Human beta-globin inton
2680-2727:	<u>MCS</u>
2995-4317	GFP-Puro Fusion
4384-4975:	MuLv 3' LTR
6028-6888:	Ampicillin Resistance

```
CCCGAAAAGTGCCACCTGCATAATGAAAAGACCCACCTGTAGGTTTGGCAAGCTAGCTTAAGTAACGCCATTTTTGCAAGGCATGG
AAAAATACATAACTGAGAATAGAAAAGTTTCAGATCAAGGTCAGGAACAGATGGAACAGCTGAATATGGGCCAAACAGGATATCTG
TGGTAAGCAGTTCTTGCCCCGGCTCAGGGCCAAGAACAGATGGAACAGCTGAATATGGGCCAAACAGGATATCTGTGGTAAGCAG
TTCTTGCCCCGGCTCAGGGCCAAGAACAGATGGTCCCCAGATGCGGTCCAGCCCTCAGCAGTTTTCTAGAGAACCCATCAGATGTTT
CCAGGGTGCCCCAAGGACCTGAAATGACCCTGTGCCTTATTTGAACTAACCAATCAGTTTCGCTTCTCGCTTCTGTTTCGCGCGCTT
CTGCTCCCCGAGCTCAATAAAAAGAGCCACAACCCCTCACTCGGCGCGCCAGTCTCCGATTGACTGAGTCGCCCCGGGTACCCGT
GTATCCAATAAACCTCTTGCAAGTTGCATCCGACTGTGGTCTCGCTGTTTCTTGGGAGGGTCTCCTCTGAGTGATTGACTACCC
GTCAGCGGGGGTCTTTTCATTTGGGGGCTCGTCCGGGATCGGGAGACCCCTGCCAGGGACCACCGACCCACCACCGGGAGGTAA
CTGGCCAGCAACTTATCTGTGTCTGTCCGATTGTCTAGTGTCTATGACTGATTTTTATGCGCCTGCGTCCGTAAGTACTAGTTAGCTAAC
TAGTCTGTATCTGGCGGACCCGTGGTGAAGTACGAGTTTCGGAACACCCGGCCGCAACCTGGGAGACGTCCAGGGACTTCG
GGGCGCTTTTGTGGCCCGACCTGAGTCCAAAAATCCCGATCGTTTTGGACTCTTTGGTGCACCCCCCTAATAGGAGGGATATG
TGGTTCTGGTAGGAGACGAGAACCTAAAACAGTTCCCGCCTCCGTCTGAATTTTTGCTTTTCGGTTTTGGGACCGAAGCCGCGCCGC
GCGTCTTGTCTGCTGCAGCATCGTTCTGTGTTGTCTCTGTCTGACTGTGTTTTCTGTATTTGTCTGAAAATTAGGGCCAGACTGTT
ACCACTCCCTAAGTTTGACCTTAGGTCACTGGAAAGATGTCGAGCGGATCGCTCACAACCAGTCGGTAGATGTCAAGAAGAGAC
GTTGGGTTACCTTCTGCTCTGCAGAAATGGCAACCTTTAACGTCGGATGGCCGCGAGACGGCACCTTTAACCGAGACCTCATCAC
CCAGGTTAAGATCAAGGTCTTTTCACCTGGCCCCGCATGGACACCCAGACCAGGTCCCTTACATCGTGACCTGGGAAGCCTTGGCT
TTTGACCCCCCTCCCTGGGTCAAGCCCTTTGTACACCCTAAGCCTCCGCTCCTCTTCCCTCCATCCGCCCCGTCTCTCCCCCTTG
AACCTCCTCGTTGACCCCGCTCGATCCTCCCTTTATCCAGCCCTCACTCCTTCTTAGGCGCCCCCATATGGCCATATGAGAT
CTTATATGGGGCACCCCCGCCCCCTTGTAACCTTCCCTGACCCTGACATGACAAGAGTTACTAACAGCCCTCTCTCCAAGCTCAC
TTACAGGCTCTCTACTTACTTCCAGCAGCAAGTCTGGAGACCTCTGGCGGCAGCCTACCAAGAACAACCTGGACCGACCGGTGGTAC
CTCACCCCTTACCAGATCGGGCAGACAGTGTGGGTCCGCCGACACCAGACTAAGAACCTAGAACCTCGCTGGAAAAGGACCTTACAC
AGTCTCTGTGACCACCCCCACCGCCCTCAAAGTAGACGGCATCGCAGCTTTGGATACACGCCGCCCACTGGCACGACAGGTTTCC
CGACTGAAAAGCGGGCAGTGAGCGCAACGCAATTAATGTGAGTTAGCTCCCAACTTTTAAAAGAAAAGGGGGGATTGGGGGGTA
CAGTGCAGGGGAAAAGAATAGTAGACATAAATAGCAACAGACATACAAACTAAAAGAATTACAAAAACAATTTACAAAATTTAAAATTT
TTATCGATGCTTCCCCGTCAACACCCCCCAACCCGCCCGACCGGAGCTGAGAGTAATTCATACAAAAGGACTCGCCCCCTGCC
TTGGGGAATCCAGGGACCGTCTGTTAACTCCCACTAACGTAGAACCAGAGATCGCTGCGTTCCCGCCCCCTCACCCGCCCGCT
CTCGTCATCACTGAGGTGGAGAAGAGCATGCGTGAGGCTCCGGTGCCTGCTCAGTGGGCAGAGCGCACATCGCCACAGTCCCCGA
GAAGTTGGGGGAGGGTCCGCAATTGAACCGGTGCCCTAGAGAAGGTGGCGGGGTAACTGGGAAAGTGATGTCGTGACTG
```

CTCCGCTTTTTCCGAGGGTGGGGGAGAACCGTATATAAGTGCAGTAGTCGCCGTGAACGTTCTTTTTCGCAACGGGTTTGCCG
CCAGAACACAGGTACACATATTGACCAAATCAGGGTAATTTTTGCATTTGTAATTTTTAAAAATGCTTTCTTTTAAATACTT
TTTTGTTTATCTTATTTCTAATACTTTCCCTAATCTCTTTCTTTAGGGCAATAATGATACAATGTATCATGCCTCTTTGCACCA
TTCTAAAGAATAACAGTGATAATTTCTGGGTAAAGCAATAGCCGATTAGTTCTCGAGGATCCGACTGAAGTCGCTAGCTCGAGC
TTTTGGA GAATATTTCTGCATATAAAATTTCTGCATATAAAATTTGTAAGTGTAAAGAGTTTTCATATTGCTAATAGCAGCTAC
AATCCAGCTACCATTCTGCTTTTTATTTTTATGGTTGGGATAAGGCTGGATTATTCTGAGTCCAAGCTAGGCCCTTTTGTAAATCAT
TTTCATACTCTTATCTTCTCCACAGCTCTGGGCAACGTGCTGGTCTGTGTGCTGGCCATCACTTTGGCAAAGCACGTGAG
ATCTGAATTTCTGACACACCATGGTGAGCAAGGGCGAGGAGCTGTTTCAACGGGGTGGTGCCATCCTGGTTCGAGCTGGACGGCGAC
GTAAACGGCCACAAGTTTCAGCGTGTCCGGCGAGGGCGAGGGCGATGCCACCTACGGCAAGCTGACCCTGAAGTTTCATCTGCACCA
CCGGCAAGCTGCCCGTGCCTTGGCCACCCTCGTGACCACCCTGACCTACGGCGTGCAGTGTTCAGCCGCTACCCCGACCACAT
GAAGCAGCAGACTTCTTCAAGTCCGCCATGCCGAAGGCTACGTCCAGGAGCGCACCATCTTCTTCAAGGACGACGGCAACTAC
AAGACCCGCGCCGAGGTGAAGTTTCGAGGGCGACACCCTGGTGAACCGCATCGAGCTGAAGGGCATCGACTTCAAGGAGGACGGCA
ACATCCTGGGGCACAAGCTGGAGTACAACCTACAACAGCCACAACGTCTATATCATGGCCGACAAGCAGAAGAAGCCGATCAAGGT
GAACTTCAAGATCCGCCACAACATCGAGGACGGCAGCGTGCAGCTCGCCGACCCTACCAGCAGAACACCCCATCGGCGACGGC
CCCGTGTCTGCTGCCGACAACCCTACCTGAGCACCAGTCCGCCCTGAGCAAAGACCCCAACGAGAAGCGCGATCATATGGTCC
TGTGGAGTTCTGTACCGCCGCGGGATCACTCTCGGCATGGACGAGCTGTACAAGGCCACCATGACCGAGTACAAGCCACGGT
GCGCTCGCCACCCGCGACGACGTCCCCAGGGCCGTACGCACCCTCGCCGCGCGTTCGCCGACTACCCCGCCACGCGCCACACC
GTCGATCCGGACCGCCACATCGAGCGGGTCAACGAGCTGCAAGAAGCTTCTCTCACGCGCGTTCGGGCTCGACATCGGCAAGGTGT
GGGTTCGCGGACGACGGCGCCGCGGTGGCGGTCTGGACCACGCCGAGAGCGTGAAGCGGGGGCGGTGTTTCGCGAGATCGGCC
GCGCATGGCCGAGTTGAGCGGTTCCCGGCTGGCCGCGCAGCAACAGATGGAAGGCCCTCTGGCGCCGACCCGGCCCAAGGAGCCC
GCGTGGTTCTCGCCACCGTTCGGCGTCTCGCCGACCACCAGGGCAAGGGTCTGGGCAGCGCCGTCGTGCTCCCCGGAGTGGAGG
CGGCCGAGCGCGCCGGGGTGCCTCCCTTCTGGAGACCTCCGCGCCCCGCAACCTCCCCTTCTACGAGCGGCTCGGCTTACCCGT
CACCGCCGACGTTCGAGTGCCCGAAGGACCGCGGACCTGGTGCATGACCCGCAAGCCCGGTGCTGAGCGGCCGACGACAGT
GTCGACGATAAAAATAAAGATTTTATTTAGTCTCCAGAAAAAGGGGGGAATGAAAGACCCACCTGTAGGTTTGGCAAGCTAGCT
TAAGTAACGCCATTTTGC AAGGCATGGAAAAATACATAACTGAGAATAGAGAAGTTTCAGATCAAGGTCAGGAACAGATGGAACAG
CTGAATATGGGCCAAAACAGGATATCTGTGGTAAGCAGTTCTTCCCGGCTCAGGGCCAAGAACAGATGGAACAGCTGAATATGG
GCCAAAACAGGATATCTGTGGTAAGCAGTTCTTCCCGGCTCAGGGCCAAGAACAGATGGTCCCAGATGCGGTCCAGCCCTCAG
CAGTTTCTAGAGAACCATCAGATGTTTCCAGGGTGCCTCAAGGACCTGAAATGACCCTGTGCCTTATTTGAACTAACCAATCAGT
TCGCTTCTCGCTTCTGTTCGCGCGCTTCTGCTCCCCGAGCTCAATAAAAAGAGCCACAACCCCTCACTCGGGGCGCCAGTCTCTCC
GATTGACTGAGTCGCCCCGGGTACCCGTGTATCCAATAAAACCTCTTGCAGTTGCATCCGACTTGTGGTCTCGCTGTTCTTTGGGA
GGGTCTCTCTGAGTGATTGACTACCCGTGAGCGGGGTCTTTTCA CATGCAGCATGTATCAAAAATTAATTTGGTTTTTTTTTTCTTA
AGTATTTACATTAATGAGGATAGTTGCATTAATGAATCGGCCAACGCGCGGGGAGAGGCGGTTTTCGATTTGGGCGCTCTTCCG
CTTCTCGCTCACTGACTCGCTGCGCTCGGTTCGGTTCGGTTCGGGCGAGCGGTATCAGCTCACTCAAAGGCGGTAATACGGTTATC
CACAGAATCAGGGGATAACGCAGGAAAAGAACATGTGAGCAAAAAGGCCAGCAAAAAGGCCAGGAACCGTAAAAAGGCCGCGTTGCTG
GCGTTTTTCCATAGGCTCCGCCCCCTGACGAGCATCAAAAAATCGACGCTCAAGTCAGAGGTGGCGAAAACCCGACAGGACTAT
AAAGATAACAGGCGTTTCCCTGGAAGCTCCCTCGTGCCTCTCTGTTCCGACCCTGCCGTTTACCGGATACCTGTCCGCTT
TCTCCCTTCGGGAAGCGTGGCGCTTCTCATAGCTCACGCTGTAGGTATCTCAGTTTCGGTGTAGGTCGTTTCGCTCCAAGCTGGGC
TGTGTGCACGAACCCCCGTTTCAGCCGACCGCTGCGCCTTATCCGGTAACTATCGTCTTTCGAGTCCAACCCGGTAAAGACACGACT
TATCGCCACTGGCAGCAGCCACTGGTAACAGGATTAGCAGAGCGAGGTATGTAGGCGGTGCTACAGAGTTCTTGAAGTGGTGGCC
TAACTACGGCTACACTAGAAGAACAGTATTTGGTATCTGCGCTCTGCTGAAGCCAGTTACCTTCGAAAAAAGAGTTGGTAGCTCT
TGATCCGGCAAAACAAACCCGCTGGTAGCGGTGGTTTTTTTTGTTTTGCAAGCAGCAGATTACGCGCAGAAAAAAGGATCTCAAG
AAGATCCTTTGATCTTTTTCTACGGGGTCTGACGCTCAGTGGAAACGAAAACTCACGTTAAGGGATTTTTGGTTCATGAGATTATCAAA
AAGGATCTTACCTAGATCTTTTTGCGGCCGGCCGCAAAATCAATCTAAAAGTATATATGAGTAAAACCTGGTCTGACAGTTACCAAT
GCTTAATCAGTGAGGCACCTATCTCAGCGATCTGTCTATTTTCGTTTCATCCATAGTTGCCTGACTCCCGTTCGTGTAGATAACTAC
GATACGGGAGGGCTTACCATCTGGCCCCAGTGTGCAATGATAACCGGAGACCCACGCTCACCGGCTCCAGATTTATCAGCAATA
AACCAGCCAGCCGGAAGGGCCGAGCGCAGAAAGTGGTCTGCAACTTTATCCGCTCCATCCAGTCTATTAATTTGTTGCCGGGAAG
CTAGAGTAAGTAGTTTCGCCAGTTAATAGTTTTCGCAACGTTGTTGCCATTGCTACAGGCATCGTGGTGTACGCTCGTCTGTTGG
TATGGCTTCATTCAGCTCCGGTTCCTAACGATCAAGGCGAGTTACATGATCCCCATGTTGTGCAAAAAAGCGGTTAGCTCCTTC
GGTCTCCGATCGTTGTGAGAAGTAAGTTGGCCGAGTGTATCACTCATGGTTATGGCAGCACTGCATAATTCTCTTACTGTCA
TGCCATCCGTAAGATGCTTTTTCTGTGACTGGTGAGTACTCAACCAAGTCATTTCTGAGAATAGTGTATGCGGGCAGCCAGTTGCTC
TTGCCCGGCGTCAATACGGGATAAATACCGCGCCACATAGCAGAACTTTAAAAAGTGTCTCATCATTGGAAAAACGTTCTTCCGGGGCGA
AAACTCTCAAGGATCTTACCCTGTTGAGATCCAGTTTCGATGTAAACCACTCGTGCACCCAACTGATCTTTCAGCATCTTTTACTT
TCACCAGCTTTCTGGGTGAGCAAAAACAGGAAGGCAAAATGCCGCAAAAAGGGAATAAGGGCGACACGGAAATGTTGAATACT
CATACTCTTCTTTTCAATATTTATGAAGCATTTATCAGGGTTATTTGCTCATGAGCGGATACATATTTGAATGTATTTAGAAA
AATAAAACAAATAGGGGTTCCGCGCACATTTT

License Information

pMXs vector is licensed from the University of Tokyo.



Warranty

These products are warranted to perform as described in their labeling and in Cell Biolabs literature when used in accordance with their instructions. THERE ARE NO WARRANTIES THAT EXTEND BEYOND THIS EXPRESSED WARRANTY AND CELL BIOLABS DISCLAIMS ANY IMPLIED WARRANTY OF MERCHANTABILITY OR WARRANTY OF FITNESS FOR PARTICULAR PURPOSE. CELL BIOLABS's sole obligation and purchaser's exclusive remedy for breach of this warranty shall be, at the option of CELL BIOLABS, to repair or replace the products. In no event shall CELL BIOLABS be liable for any proximate, incidental or consequential damages in connection with the products.

This product is for RESEARCH USE ONLY; not for use in diagnostic procedures.

Contact Information

Cell Biolabs, Inc.
7758 Arjons Drive
San Diego, CA 92126
Worldwide: +1 858-271-6500
USA Toll-Free: 1-888-CBL-0505
E-mail: tech@cellbiolabs.com
www.cellbiolabs.com

©2012-2013: Cell Biolabs, Inc. - All rights reserved. No part of these works may be reproduced in any form without permissions in writing.