

ERAB Ab

Cat.#: AF4051	Concn.: 1mg/ml	Mol.Wt.: 27kd
Size: 50ul,100ul,200ul	Source: Rabbit	Clonality: Polyclonal

Application: WB 1:500-1:1000, IF/ICC 1:100-1:500

Reactivity: Human,Mouse,Rat

Purification: The antiserum was purified by peptide affinity chromatography using SulfoLink™ Coupling Resin (Thermo Fisher Scientific).

Specificity: The Ab detects endogenous level of total ERAB protein.

Immunogen: Peptide sequence around aa.253~257(L-D-G-A-I)derived from Human ERAB.

Uniprot: Q99714

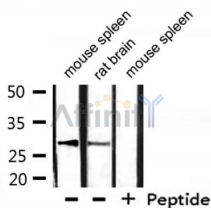
Description: Functions in mitochondrial tRNA maturation. Part of mitochondrial ribonuclease P, an enzyme composed of MRPP1/RG9MTD1, MRPP2/HSD17B10 and MRPP3/KIAA0391, which cleaves tRNA molecules in their 5'-ends. By interacting with intracellular amyloid-beta, it may contribute to the neuronal dysfunction associated with Alzheimer disease (AD).

Subcellular Location: Mitochondrion.

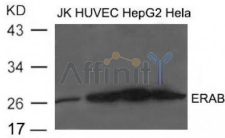
Tissue Specificity: Ubiquitously expressed in normal tissues but is overexpressed in neurons affected in AD.

Similarity: Belongs to the short-chain dehydrogenases/reductases (SDR) family.

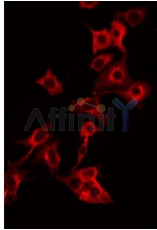
Storage Condition and Buffer: Rabbit IgG in phosphate buffered saline , pH 7.4, 150mM NaCl, 0.02% sodium azide and 50% glycerol.Store at -20 °C.Stable for 12 months from date of receipt.



Western blot analysis of extracts from mouse spleen, rat brain, using ERAB Ab.



Western blot analysis of extract from JK, HUVEC, HepG2 and HeLa cells using ERAB Ab



AF4051 staining LOVO by IF/ICC. The sample were fixed with PFA and permeabilized in 0.1% Triton X-100, then blocked in 10% serum for 45 minutes at 25°C. The primary Ab was diluted at 1/200 and incubated with the sample for 1 hour at 37°C. An Alexa Fluor 594 conjugated goat anti-rabbit IgG (H+L) Ab, diluted at 1/600, was used as the secondary Ab.

IMPORTANT: For western blot, incubate membrane with diluted primary Ab in 5% w/v milk , 1X TBS, 0.1% Tween@20 at 4°C with gentle shaking, overnight.

For Research Use Only. Not for use in diagnostic and therapeutic procedures. Not for resale without express authorization.