


## Phospho-PDGFR beta (Tyr740) Ab

Cat.#: AF3132  
Size: 100ul,200ul


Concn.: 1mg/ml  
Source: Rabbit

Mol.Wt.: 170kDa  
Clonality: Polyclonal

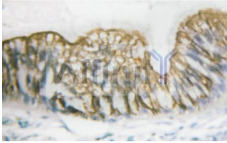
Application:	WB 1:500-1:2000 IHC 1:50-1:200
Reactivity:	Human,Mouse,Rat
Purification:	The Ab is from purified rabbit serum by affinity purification via sequential chromatography on phospho- and non-phospho-peptide affinity columns.
Specificity:	Phospho-PDGFR beta (Tyr740) Ab detects endogenous levels of PDGFR beta only when phosphorylated at Tyrosine 740.
Immunogen:	A synthesized peptide derived from human PDGFR beta around the phosphorylation site of Tyrosine 740.
Uniprot:	P09619
Description:	This gene encodes a cell surface tyrosine kinase receptor for members of the platelet-derived growth factor family. These growth factors are mitogens for cells of mesenchymal origin. The identity of the growth factor bound to a receptor monomer determines whether the functional receptor is a homodimer or a heterodimer, composed of both platelet-derived growth factor receptor alpha and beta polypeptides.
Subcellular Location:	Membrane.
Similarity:	Belongs to the protein kinase superfamily. Tyr protein kinase family. CSF-1/PDGF receptor subfamily.
Storage Condition and Buffer:	Rabbit IgG in phosphate buffered saline , pH 7.4, 150mM NaCl, 0.02% sodium azide and 50% glycerol.Store at -20 °C.Stable for 12 months from date of receipt.



Western blot analysis of PDGFR beta phosphorylation expression in mouse brain tissue lysates,The lane on the right is treated with the antigen-specific peptide.



Western blot analysis of PDGFR beta phosphorylation expression in EGF treated HepG2 whole cell lysates, The lane on the left is treated with the antigen-specific peptide.



Phospho-PDGFR beta (Tyr740) Ab for IHC in human testis

**IMPORTANT:** For western blot, incubate membrane with diluted primary Ab in 5% w/v milk , 1X TBS, 0.1% Tween@20 at 4°C with gentle shaking, overnight.

For Research Use Only. Not for use in diagnostic and therapeutic procedures. Not for resale without express authorization.