

GABRA2 Antibody (C-term)
Affinity Purified Rabbit Polyclonal Antibody (Pab)
Catalog # AP9297b

Specification

GABRA2 Antibody (C-term) - Product Information

Application	WB, IHC-P, FC,E
Primary Accession	P47869
Other Accession	P23576 , P26048 , P10063
Reactivity	Human
Predicted	Bovine, Mouse, Rat
Host	Rabbit
Clonality	Polyclonal
Isotype	Rabbit Ig
Calculated MW	51326
Antigen Region	378-406

GABRA2 Antibody (C-term) - Additional Information

Gene ID 2555

Other Names

Gamma-aminobutyric acid receptor subunit alpha-2, GABA(A) receptor subunit alpha-2, GABRA2

Target/Specificity

This GABRA2 antibody is generated from rabbits immunized with a KLH conjugated synthetic peptide between 378-406 amino acids from the C-terminal region of human GABRA2.

Dilution

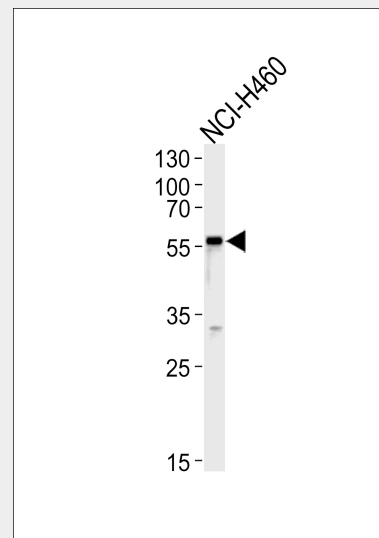
WB~~1:1000
 IHC-P~~1:10~50
 FC~~1:10~50

Format

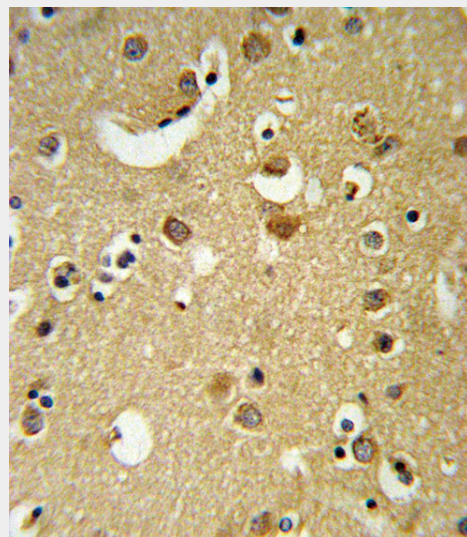
Purified polyclonal antibody supplied in PBS with 0.09% (W/V) sodium azide. This antibody is purified through a protein A column, followed by peptide affinity purification.

Storage

Maintain refrigerated at 2-8°C for up to 2 weeks. For long term storage store at -20°C



GABRA2 Antibody (C-term) (Cat.# AP9297b) western blot analysis in NCI-H460 cell line lysates (35ug/lane).This demonstrates the GABRA2 antibody detected the GABRA2 protein (arrow).



GABRA2 Antibody (C-term) (Cat. #AP9297b) IHC analysis in formalin fixed and paraffin embedded brain tissue followed by peroxidase conjugation of the secondary antibody and DAB staining. This data demonstrates the use of the GABRA2

in small aliquots to prevent freeze-thaw cycles.

Precautions

GABRA2 Antibody (C-term) is for research use only and not for use in diagnostic or therapeutic procedures.

GABRA2 Antibody (C-term) - Protein Information

Name GABRA2

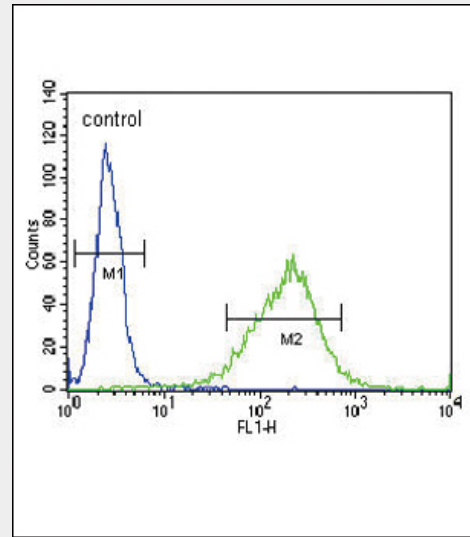
Function

Ligand-gated chloride channel which is a component of the heteropentameric receptor for GABA, the major inhibitory neurotransmitter in the brain (PubMed:29961870, PubMed:31032849). Plays an important role in the formation of functional inhibitory GABAergic synapses in addition to mediating synaptic inhibition as a GABA-gated ion channel (PubMed:29961870, PubMed:31032849). The gamma2 subunit is necessary but not sufficient for a rapid formation of active synaptic contacts and the synaptogenic effect of this subunit is influenced by the type of alpha and beta subunits present in the receptor pentamer (By similarity). The alpha2/beta2/gamma2 receptor exhibits synaptogenic activity whereas the alpha2/beta3/gamma2 receptor shows very little or no synaptogenic activity (By similarity).

Cellular Location

Cell junction, synapse, postsynaptic cell membrane
{ECO:0000250|UniProtKB:P26048};
Multi-pass membrane protein. Cell membrane
{ECO:0000250|UniProtKB:P26048};
Multi-pass membrane protein. Cytoplasmic vesicle membrane
{ECO:0000250|UniProtKB:P23576}. Cell projection, dendrite
{ECO:0000250|UniProtKB:P26048}

Antibody (C-term) for immunohistochemistry. Clinical relevance has not been evaluated.



GABRA2 Antibody (C-term) (Cat. #AP9297b) flow cytometric analysis of NCI-H460 cells (right histogram) compared to a negative control cell (left histogram). FITC-conjugated goat-anti-rabbit secondary antibodies were used for the analysis.

GABRA2 Antibody (C-term) - Background

GABRA2 is the major inhibitory neurotransmitter in the mammalian brain where it acts at GABA-A receptors, which are ligand-gated chloride channels. Chloride conductance of these channels can be modulated by agents such as benzodiazepines that bind to the GABA-A receptor. At least 16 distinct subunits of GABA-A receptors have been identified.

GABRA2 Antibody (C-term) - References

- Das,S., et.al., Stat Med 29 (11), 1250-1258 (2010)
- Bierut,L.J., et.al., Proc. Natl. Acad. Sci. U.S.A. 107 (11), 5082-5087 (2010)
- Dixon,C.I., et.al., Proc. Natl. Acad. Sci. U.S.A. 107 (5), 2289-2294 (2010)

GABRA2 Antibody (C-term) - Protocols

Provided below are standard protocols that you may find useful for product applications.

- [Western Blot](#)
- [Blocking Peptides](#)
- [Dot Blot](#)
- [Immunohistochemistry](#)
- [Immunofluorescence](#)
- [Immunoprecipitation](#)
- [Flow Cytometry](#)
- [Cell Culture](#)

GABRA2 Antibody (C-term) - Citations

- [Ulk2 controls cortical excitatory-inhibitory balance via autophagic regulation of p62 and GABAA receptor trafficking in pyramidal neurons.](#)