

## MyoD Polyclonal Antibody Catalog # AP73728

### Specification

#### MyoD Polyclonal Antibody - Product Information

|                   |                              |
|-------------------|------------------------------|
| Application       | <b>WB</b>                    |
| Primary Accession | <a href="#">P15172</a>       |
| Reactivity        | <b>Human, Mouse,<br/>Rat</b> |
| Host              | <b>Rabbit</b>                |
| Clonality         | <b>Polyclonal</b>            |

#### MyoD Polyclonal Antibody - Additional Information

Gene ID 4654

#### Other Names

MYOD1; BHLHC1; MYF3; MYOD; Myoblast determination protein 1; Class C basic helix-loop-helix protein 1; bHLHc1; Myogenic factor 3; Myf-3

#### Dilution

WB~~Western Blot: 1/500 - 1/2000. IHC-p: 1:100-1:300. ELISA: 1/10000. Not yet tested in other applications.

#### Format

Liquid in PBS containing 50% glycerol, 0.5% BSA and 0.02% sodium azide.

#### Storage Conditions

-20°C

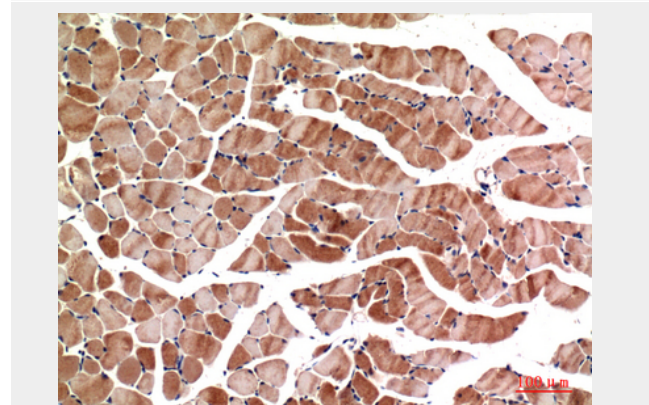
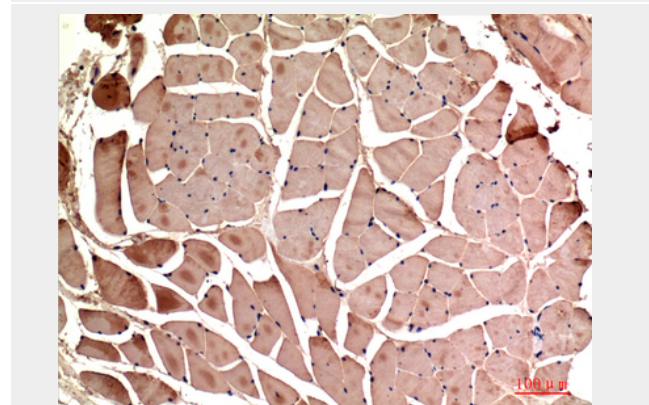
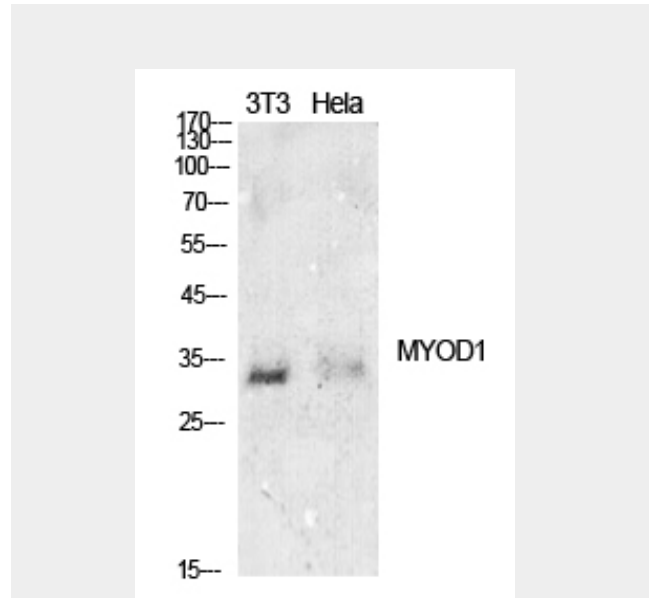
#### MyoD Polyclonal Antibody - Protein Information

Name MYOD1

Synonyms BHLHC1, MYF3, MYOD

#### Function

Acts as a transcriptional activator that promotes transcription of muscle-specific target genes and plays a role in muscle differentiation. Together with MYF5 and MYOG, co-occupies muscle-specific gene promoter core region during myogenesis. Induces fibroblasts to differentiate into myoblasts. Interacts with and is inhibited by



the twist protein. This interaction probably involves the basic domains of both proteins (By similarity).

**Cellular Location**  
Nucleus.

### **MyoD Polyclonal Antibody - Protocols**

Provided below are standard protocols that you may find useful for product applications.

- [Western Blot](#)
- [Blocking Peptides](#)
- [Dot Blot](#)
- [Immunohistochemistry](#)
- [Immunofluorescence](#)
- [Immunoprecipitation](#)
- [Flow Cytometry](#)
- [Cell Culture](#)

### **MyoD Polyclonal Antibody - Background**

Acts as a transcriptional activator that promotes transcription of muscle-specific target genes and plays a role in muscle differentiation. Together with MYF5 and MYOG, co-occupies muscle-specific gene promoter core region during myogenesis. Induces fibroblasts to differentiate into myoblasts. Interacts with and is inhibited by the twist protein. This interaction probably involves the basic domains of both proteins (By similarity).