



AHA-1 Polyclonal Antibody

Cat #: ABP50613

Size: 30µl /100µl /200µl

Product Information

	Product Name: AHA-1 Polyclonal Antibody		
	Applications: WB , IHC-P, ELISA		Isotype: Rabbit IgG
	Reactivity: Human		
REF	Catalog Number: ABP50613	LOT	Lot Number: Refer to product label
	Formulation: Liquid		Concentration: 1 mg/ml
	Storage: Store at -20°C. Avoid repeated freeze / thaw cycles.		Note: Contain sodium azide.

Background: AHA-1 stimulates the inherent ATPase activity of yeast and human HSP 90 and interacts with the cytoplasmic tail of vesicular stomatitis virus glycoprotein. AHA-1 regulates HSP 90 by influencing the conformational state of the "ATP lid" and consequent N-terminal dimerization. It is crucial for cell viability under non-optimal growth conditions when HSP 90 levels are limiting. AHA-1 is a cytosolic protein and may transiently interact with the endoplasmic reticulum. It can have an affect on one step in the endoplasmic to Golgi trafficking. AHA-1 is expressed in numerous tissues, including brain, heart, skeletal muscle and kidney and, at lower levels, in liver and placenta. It is induced by heat shock and treatment with the HSP 90 inhibitor 17-demeth-oxygeldanamycin.

Application Notes: Optimal working dilutions should be determined experimentally by the investigator. Suggested starting dilutions are as follows: WB (1:500-1:2000), IHC-P (1:100-1:300), ELISA (1:20000). Not yet tested in other applications.

Storage Buffer: PBS containing 50% Glycerol, 0.5% BSA and 0.02% Sodium Azide.

Storage Instructions: Stable for one year at -20°C from date of shipment. For maximum recovery of product, centrifuge the original vial after thawing and prior to removing the cap. Aliquot to avoid repeated freezing and thawing.

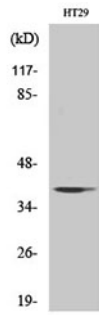


Fig. Western Blot analysis of various cells using AHA-1 Polyclonal Antibody diluted at 1:1000.

Note: The product listed herein is for research use only and is not intended for use in human or clinical diagnosis. Suggested applications of our products are not recommendations to use our products in violation of any patent or as a license. We cannot be responsible for patent infringements or other violations that may occur with the use of this product.