



Histone H3 (Acetyl Lys9) Polyclonal Antibody

Cat #: ABP50199

Size: 30µl /100µl /200µl

Product Information

	Product Name: Histone H3 (Acetyl Lys9) Polyclonal Antibody		
	Applications: WB		Isotype: Rabbit IgG
	Reactivity: Human, Mouse, Rat		
REF	Catalog Number: ABP50199	LOT	Lot Number: Refer to product label
	Formulation: Liquid		Concentration: 1 mg/ml
	Storage: Store at -20°C. Avoid repeated freeze / thaw cycles.		Note: Contain sodium azide.

Background: Histones are basic nuclear proteins that are responsible for the nucleosome structure of the chromosomal fiber in eukaryotes. This structure consists of approximately 146 bp of DNA wrapped around a nucleosome, an octamer composed of pairs of each of the four core histones (H2A, H2B, H3, and H4). The chromatin fiber is further compacted through the interaction of a linker histone, H1, with the DNA between the nucleosomes to form higher order chromatin structures. HIST1H3A is intronless and encodes a replication-dependent histone that is a member of the histone H3 family. Transcripts from HIST1H3A lack polyA tails; instead, they contain a palindromic termination element. HIST1H3A is found in the large histone gene cluster on chromosome 6p22-p21.3.

Application Notes: Optimal working dilutions should be determined experimentally by the investigator. Suggested starting dilutions are as follows: WB (1:500-1:1000).

Storage Buffer: PBS, pH 7.4, containing 0.02% Sodium Azide as preservative and 50% Glycerol.

Storage Instructions: Stable for one year at -20°C from date of shipment. For maximum recovery of product, centrifuge the original vial after thawing and prior to removing the cap. Aliquot to avoid repeated freezing and thawing.

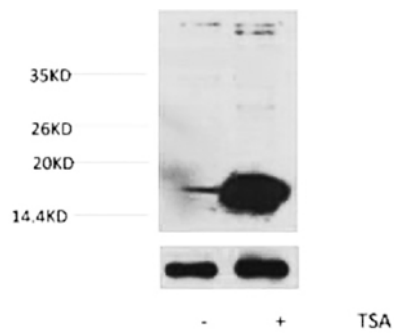


Fig. Western blot analysis of extracts from HeLa cells, untreated (-) or treated, 1:2000. Secondary antibody was diluted at 1:20000.

Note: The product listed herein is for research use only and is not intended for use in human or clinical diagnosis. Suggested applications of our products are not recommendations to use our products in violation of any patent or as a license. We cannot be responsible for patent infringements or other violations that may occur with the use of this product.