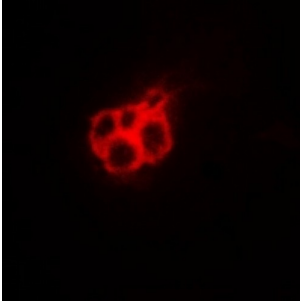


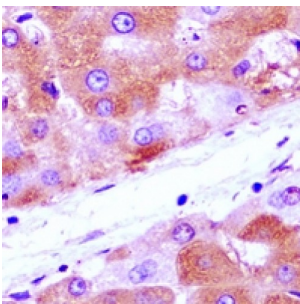
Abbexa Ltd, Innovation Centre, Cambridge Science Park, Cambridge, CB4 0EY, UK
Telephone: +44 (0) 1223 755950 - Fax: +44 (0) 1223 755951 - E-Mail: info@abbexa.com

Annexin A4 (ANXA4) Antibody


Catalogue No.: abx225037



Immunofluorescent analysis of Annexin A4 staining in A549 cells. Formalin-fixed cells were permeabilized with 0.1% Triton X-100 in TBS for 5-10 minutes and blocked with 3% BSA-PBS for 30 minutes at room temperature. Cells were probed with the primary antibody in 3% BSA-PBS and incubated overnight at 4 °C in a humidified chamber. Cells were washed with PBST and incubated with a DyLight 594-conjugated secondary antibody (red) in PBS at room temperature in the dark.



Immunohistochemical analysis of Annexin A4 staining in human liver cancer formalin fixed paraffin embedded tissue section. The section was pre-treated using heat mediated antigen retrieval with sodium citrate buffer (pH 6.0). The section was then incubated with the antibody at room temperature and detected using an HRP conjugated compact polymer system. DAB was used as the chromogen. The section was then counterstained with haematoxylin and mounted with DPX.



Western blot analysis of Annexin A4 expression in A549 (A), HepG2 (B), mouse liver (C), mouse lung (D), rat kidney (E) whole cell lysates.

Annexin A4 Antibody is a Rabbit Polyclonal against Annexin A4.

Target: Annexin A4

Reactivity: Human, Mouse, Rat

Host: Rabbit

Clonality: Polyclonal

Tested Applications: WB, IHC, IF/ICC

Recommended dilutions: WB: 1/500 - 1/2000, IHC: 1/50 - 1/200, IF/ICC: 1/50 - 1/200. Optimal dilutions/concentrations should be determined by the end user.

Immunogen: Recombinant full length protein of human Annexin A4.

Abbexa Ltd, Innovation Centre, Cambridge Science Park, Cambridge, CB4 0EY, UK
Telephone: +44 (0) 1223 755950 - Fax: +44 (0) 1223 755951 - E-Mail: info@abbexa.com

Purification:	The antibody was purified by immunogen affinity chromatography.
Form:	Liquid
Isotype:	IgG
Specificity:	Recognizes endogenous levels of Annexin A4 protein.
Storage:	Shipped at 4°C. Aliquot and store at -20°C for one year. Avoid freeze/thaw cycles.
Swiss Prot:	P09525
GeneID:	307 11746
Gene Symbol:	ANXA4
Buffer:	0.42% Potassium phosphate, 0.87% Sodium chloride, pH 7.3, 30% glycerol, and 0.01% sodium azide.
Note:	This product is for research use only.