


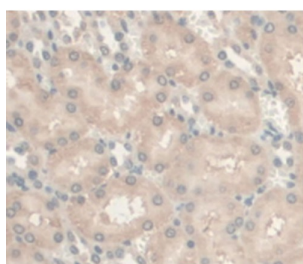
Abbexa Ltd, Innovation Centre, Cambridge Science Park, Cambridge, CB4 0EY, UK
Telephone: +44 (0) 1223 755950 - Fax: +44 (0) 1223 755951 - E-Mail: info@abbexa.com

Androgen Receptor (AR) Antibody

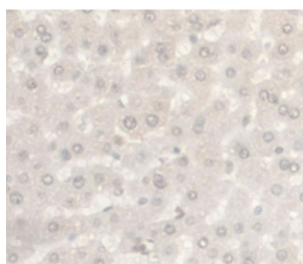
Catalogue No.: abx131716



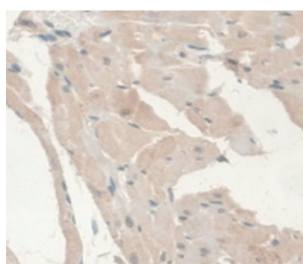
Western blot analysis of the recombinant protein.



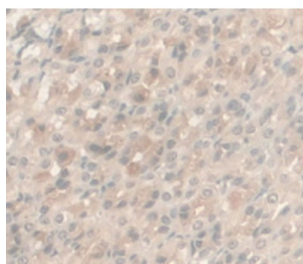
IHC-P analysis of Rat Kidney Tissue, with DAB staining.



IHC-P analysis of Rat Liver Tissue, with DAB staining.



IHC-P analysis of Rat Heart Tissue, with DAB staining.



IHC-P analysis of Rat Stomach Tissue, with DAB staining.

Androgen Receptor Antibody is a Mouse Monoclonal against Androgen Receptor.

Abbexa Ltd, Innovation Centre, Cambridge Science Park, Cambridge, CB4 0EY, UK
Telephone: +44 (0) 1223 755950 - Fax: +44 (0) 1223 755951 - E-Mail: info@abbexa.com

Target: Androgen Receptor

Reactivity: Rat

Host: Mouse

Clonality: Monoclonal

Tested Applications: WB, IHC, IF/ICC, IP

Recommended dilutions: Optimal dilutions/concentrations should be determined by the end user.

Immunogen: Val491-Ser679

Purification: Protein A + Protein G affinity chromatography.

Form: Liquid

Conjugation: Unconjugated

Storage: Store at 4 °C for frequent use. Aliquot and store at -20 °C for one year. Avoid repeated freeze/thaw cycles.

Swiss Prot: [P15207](#)

Buffer: PBS, pH 7.4, containing 0.02% NaN₃, 50% glycerol.

Note: This product is for research use only.