



Abbexa Ltd, Innovation Centre, Cambridge Science Park, Cambridge, CB4 0EY, UK
Telephone: +44 (0) 1223 755950 - Fax: +44 (0) 1223 755951 - E-Mail: info@abbexa.com

Cluster of Differentiation 7 (CD7) Antibody

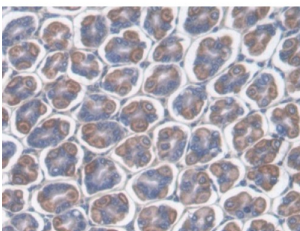
Catalogue No.: abx131104



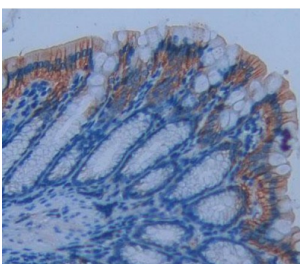
Western blot analysis of Mouse Thymus lysate, using Mouse CD7 Antibody (1 µg/ml) and HRP-conjugated Goat Anti-Rabbit antibody ([abx400043](#), 0.2 µg/ml).



Western blot analysis of the recombinant protein.



IHC-P analysis of Mouse Stomach Tissue, with DAB staining.



IHC-P analysis of Kidney tissue, with DAB staining.

Cluster Of Differentiation 7 Antibody is a Rabbit Polyclonal against Cluster Of Differentiation 7.

Target: Cluster Of Differentiation 7 (CD7)

Reactivity: Mouse

Host: Rabbit

Abbexa Ltd, Innovation Centre, Cambridge Science Park, Cambridge, CB4 0EY, UK
Telephone: +44 (0) 1223 755950 - Fax: +44 (0) 1223 755951 - E-Mail: info@abbexa.com

Clonality: Polyclonal

Tested Applications: WB, IHC, IF/ICC, IP

Recommended dilutions: Optimal dilutions/concentrations should be determined by the end user.

Immunogen: CD7 (Gln24-Pro150)

Purification: Antigen-specific affinity chromatography followed by Protein A affinity chromatography.

Form: Liquid

Conjugation: Unconjugated

Storage: Store at 4 °C for frequent use. Aliquot and store at -20 °C for one year. Avoid repeated freeze/thaw cycles.

Buffer: PBS, pH 7.4, containing 0.02% NaN₃, 50% glycerol.

Note: This product is for research use only.