


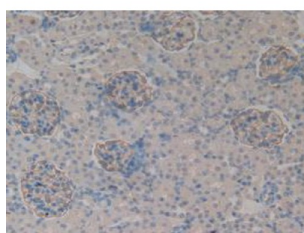
Abbexa Ltd, Innovation Centre, Cambridge Science Park, Cambridge, CB4 0EY, UK
Telephone: +44 (0) 1223 755950 - Fax: +44 (0) 1223 755951 - E-Mail: info@abbexa.com

Podocalyxin (PCX) Antibody

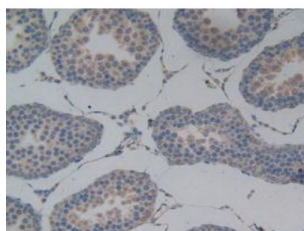
Catalogue No.: abx130321



Western blot analysis of recombinant Rat PCX.



IHC-P analysis of Rat Kidney Tissue, with DAB staining.



IHC-P analysis of Rat Testis Tissue, with DAB staining.

Podocalyxin Antibody is a Rabbit Polyclonal against Podocalyxin.

Target: Podocalyxin (PCX)

Reactivity: Rat

Host: Rabbit

Clonality: Polyclonal

Tested Applications: WB, IHC, IF/ICC, IP

Recommended dilutions: Optimal dilutions/concentrations should be determined by the end user.

Immunogen: PCX (Pro153-Ser386)

Abbexa Ltd, Innovation Centre, Cambridge Science Park, Cambridge, CB4 0EY, UK
Telephone: +44 (0) 1223 755950 - Fax: +44 (0) 1223 755951 - E-Mail: info@abbexa.com

| | |
|----------------------|--|
| Purification: | Antigen-specific affinity chromatography followed by Protein A affinity chromatography. |
| Form: | Liquid |
| Conjugation: | Unconjugated |
| Storage: | Store at 4 °C for frequent use. Aliquot and store at -20 °C for one year. Avoid repeated freeze/thaw cycles. |
| Swiss Prot: | <u>Q9WTQ2</u> |
| Buffer: | 0.01 M PBS, pH 7.4, containing 0.05% Proclin-300, 50% glycerol. |
| Note: | This product is for research use only. |