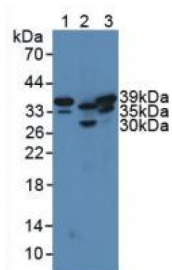



Abbexa Ltd, Innovation Centre, Cambridge Science Park, Cambridge, CB4 0EY, UK
Telephone: +44 (0) 1223 755950 - Fax: +44 (0) 1223 755951 - E-Mail: info@abbexa.com

Sirtuin 2 (SIRT2) Antibody

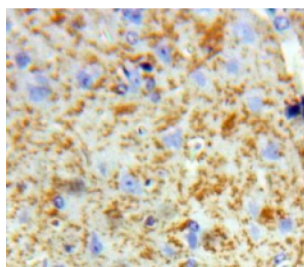
Catalogue No.: abx129627



Western blot analysis of (1) Mouse Brain Tissue, (2) Mouse Heart Tissue and (3) Rat Brain Tissue.



Western blot analysis of recombinant Mouse SIRT2.



IHC-P analysis of Brain tissue, with DAB staining.

Sirtuin 2 Antibody is a Rabbit Polyclonal antibody against Sirtuin 2.

Target: Sirtuin 2 (SIRT2)

Reactivity: Mouse

Host: Rabbit

Clonality: Polyclonal

Tested Applications: WB, IHC, IF/ICC, IP

Recommended dilutions: Optimal dilutions/concentrations should be determined by the end user.

Immunogen: SIRT2 (Glu65-Glu340)

Abbexa Ltd, Innovation Centre, Cambridge Science Park, Cambridge, CB4 0EY, UK
Telephone: +44 (0) 1223 755950 - Fax: +44 (0) 1223 755951 - E-Mail: info@abbexa.com

- Purification:** Antigen-specific affinity chromatography followed by Protein A affinity chromatography.
- Form:** Liquid
- Conjugation:** Unconjugated
- Storage:** Store at 4 °C for frequent use. Aliquot and store at -20 °C for one year. Avoid repeated freeze/thaw cycles.
- Buffer:** 0.01 M PBS, pH 7.4, containing 0.05% Proclin-300, 50% glycerol.
- Note:** This product is for research use only.