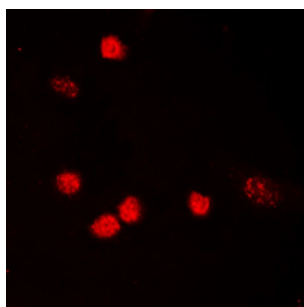
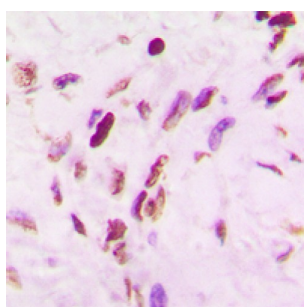



Abbexa Ltd, Innovation Centre, Cambridge Science Park, Cambridge, CB4 0EY, UK
Telephone: +44 (0) 1223 755950 - Fax: +44 (0) 1223 755951 - E-Mail: info@abbexa.com

p53 (AcK319) Antibody

Catalogue No.: abx121793



p53 (AcK319) Antibody is a Rabbit Polyclonal against p53 (AcK319).

Target: p53 (AcK319)

Reactivity: Human, Cow, Monkey

Host: Rabbit

Clonality: Polyclonal

Tested Applications: WB, IHC, IF/ICC

Recommended dilutions: WB: 1/500 - 1/1000, IHC: 1/100 - 1/200, IF/ICC: 1/100 - 1/500. Optimal dilutions/concentrations should be determined by the end user.

Immunogen: KLH-conjugated synthetic peptide encompassing a sequence within the C-term region of human p53 (AcK319). The exact sequence is proprietary.

Abbexa Ltd, Innovation Centre, Cambridge Science Park, Cambridge, CB4 0EY, UK
Telephone: +44 (0) 1223 755950 - Fax: +44 (0) 1223 755951 - E-Mail: info@abbexa.com

Purification:	The antibody was purified by immunogen affinity chromatography.
Form:	Liquid
Isotype:	IgG
Conjugation:	KLH
Specificity:	Recognizes endogenous levels of p53 (AcK319) protein.
Swiss Prot:	P04637
GeneID:	7157
Gene Symbol:	TP53
Buffer:	Liquid in 0.42% Potassium phosphate, 0.87% Sodium chloride, pH 7.3, 30% glycerol, and 0.01% sodium azide.
Note:	This product is for research use only.