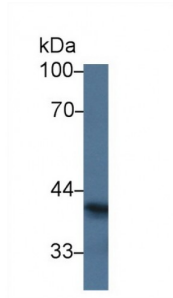
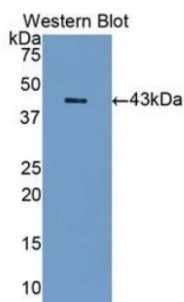


## Sialic Acid Binding Ig Like Lectin 7 (SIGLEC7) Antibody

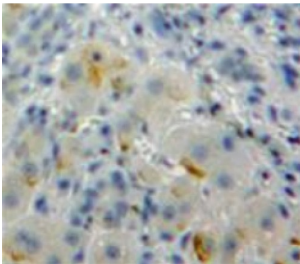
Catalogue No.: abx104095



Western blot analysis of Human A549 cell lysate, using Human SIGLEC7 Antibody (3 µg/ml) and HRP-conjugated Goat Anti-Rabbit antibody ([abx400043](#), 0.2 µg/ml).



Western blot analysis of the recombinant protein.



IHC-P analysis of Liver tissue, with DAB staining.

Polyclonal Antibody to Sialic Acid Binding Ig Like Lectin 7 (SIGLEC7).

**Target:** Sialic Acid Binding Ig Like Lectin 7 (SIGLEC7)

**Reactivity:** Human

**Host:** Rabbit

**Clonality:** Polyclonal

**Tested Applications:** WB, IHC, IF/ICC, IP

**Recommended dilutions:** Optimal dilutions/concentrations should be determined by the end user.

**Immunogen:** SIGLEC7 (Gly18-leu353)

Abbexa Ltd, Innovation Centre, Cambridge Science Park, Cambridge, CB4 0EY, UK  
Telephone: +44 (0) 1223 755950 - Fax: +44 (0) 1223 755951 - E-Mail: [info@abbexa.com](mailto:info@abbexa.com)

<b>Purification:</b>	Antigen-specific affinity chromatography followed by Protein A affinity chromatography.
<b>Form:</b>	Liquid
<b>Conjugation:</b>	Unconjugated
<b>Storage:</b>	Store at 4 °C for frequent use. Aliquot and store at -20 °C for one year. Avoid repeated freeze/thaw cycles.
<b>Swiss Prot:</b>	<a href="#">Q9Y286</a>
<b>Buffer:</b>	PBS, pH 7.4, containing 0.01% Sarcosyl, 1 mM DTT, 5% Trehalose and Proclin300.
<b>Note:</b>	This product is for research use only.