


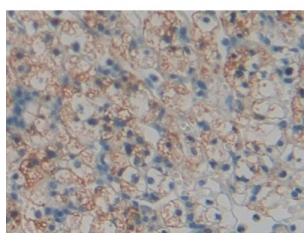
Abbexa Ltd, Innovation Centre, Cambridge Science Park, Cambridge, CB4 0EY, UK
Telephone: +44 (0) 1223 755950 - Fax: +44 (0) 1223 755951 - E-Mail: info@abbexa.com

Torsin A Interacting Protein 2 (TOR1AIP2) Antibody

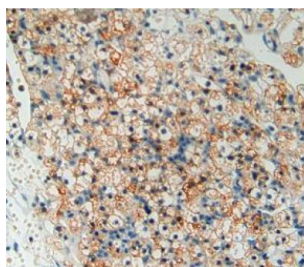
Catalogue No.: abx103663



Western blot analysis of the recombinant protein.



IHC-P analysis of Human Renal cancer Tissue, with DAB staining.



IHC-P analysis of kidney cancer tissue, with DAB staining.

Polyclonal Antibody to Torsin A Interacting Protein 2 (TOR1AIP2).

Target: Torsin A Interacting Protein 2 (TOR1AIP2)

Reactivity: Human

Host: Rabbit

Clonality: Polyclonal

Tested Applications: WB, IHC, IF/ICC, IP

Recommended dilutions: Optimal dilutions/concentrations should be determined by the end user.

Immunogen: TOR1AIP2 (Thr249-Leu476)

Abbexa Ltd, Innovation Centre, Cambridge Science Park, Cambridge, CB4 0EY, UK
Telephone: +44 (0) 1223 755950 - Fax: +44 (0) 1223 755951 - E-Mail: info@abbexa.com

- Purification:** Antigen-specific affinity chromatography followed by Protein A affinity chromatography.
- Form:** Liquid
- Conjugation:** Unconjugated
- Storage:** Store at 4 °C for frequent use. Aliquot and store at -20 °C for one year. Avoid repeated freeze/thaw cycles.
- Buffer:** PBS, pH 7.4, containing 0.02% NaN₃, 50% glycerol.
- Note:** This product is for research use only.