



Abbexa Ltd, Innovation Centre, Cambridge Science Park, Cambridge, CB4 0EY, UK
Telephone: +44 (0) 1223 755950 - Fax: +44 (0) 1223 755951 - E-Mail: info@abbexa.com

Nitric Oxide Synthase 1, Neuronal (NOS1) Antibody

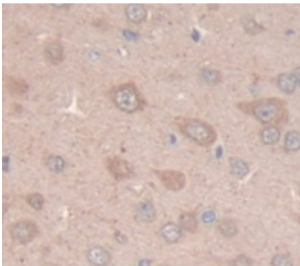
Catalogue No.: abx103476



Western blot analysis of Mouse Cerebellum lysate, using Rat NOS1 Antibody (1 µg/ml) and HRP-conjugated Goat Anti-Rabbit antibody ([abx400043](#), 0.2 µg/ml).



Western blot analysis of the recombinant protein.



IHC-P analysis of Rat Tissue, with DAB staining.

Polyclonal Antibody to NOS1.

Target: Nitric Oxide Synthase 1, Neuronal (NOS1)

Reactivity: Rat

Host: Rabbit

Clonality: Polyclonal

Tested Applications: WB, IHC, IF/ICC, IP

Recommended dilutions: Optimal dilutions/concentrations should be determined by the end user.

Immunogen: NOS1 (Gln9-Ser136)

Abbexa Ltd, Innovation Centre, Cambridge Science Park, Cambridge, CB4 0EY, UK
Telephone: +44 (0) 1223 755950 - Fax: +44 (0) 1223 755951 - E-Mail: info@abbexa.com

Purification:	Antigen-specific affinity chromatography followed by Protein A affinity chromatography.
Form:	Liquid
Conjugation:	Unconjugated
Storage:	Store at 4 °C for frequent use. Aliquot and store at -20 °C for one year. Avoid repeated freeze/thaw cycles.
Swiss Prot:	P29476
Buffer:	PBS, pH 7.4, containing 0.01% Sarcosyl, 1 mM DTT, 5% Trehalose and Proclin300.
Note:	This product is for research use only.