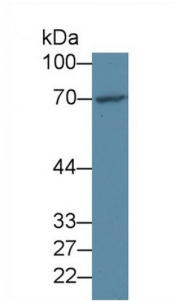



Abbexa Ltd, Innovation Centre, Cambridge Science Park, Cambridge, CB4 0EY, UK
Telephone: +44 (0) 1223 755950 - Fax: +44 (0) 1223 755951 - E-Mail: info@abbexa.com

Forkhead Box Protein O1 (FOXO1) Antibody

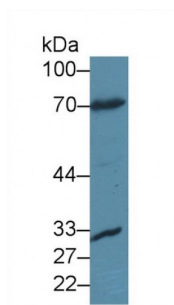
Catalogue No.: abx102440




Western blot analysis of Human HeLa cell lysate, using Human FOXO1 Antibody (2 µg/ml) and HRP-conjugated Goat Anti-Rabbit antibody ([abx400043](#), 0.2 µg/ml).



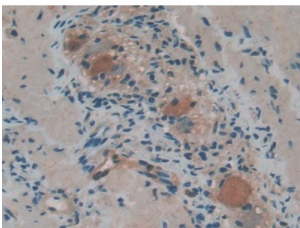
Western blot analysis of Human HepG2 cell lysate, using Rabbit Anti-Human FOXO1 Antibody (2 µg/ml) and HRP-conjugated Goat Anti-Rabbit antibody ([abx400043](#), 0.2 µg/ml).



Western blot analysis of Mouse Liver lysate, using Rabbit Anti-Human FOXO1 Antibody (2 µg/ml) and HRP-conjugated Goat Anti-Rabbit antibody ([abx400043](#), 0.2 µg/ml).

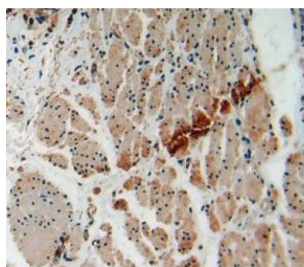


Western blot analysis of the recombinant protein.



IHC-P analysis of Human Stomach cancer Tissue, with DAB staining.

Abbexa Ltd, Innovation Centre, Cambridge Science Park, Cambridge, CB4 0EY, UK
Telephone: +44 (0) 1223 755950 - Fax: +44 (0) 1223 755951 - E-Mail: info@abbexa.com



IHC-P analysis of Esophagus Cancer Tissue, with DAB staining.

Polyclonal Antibody to Forkhead Box Protein O1 (FOXO1).

Target:	Forkhead Box Protein O1 (FOXO1)
Reactivity:	Human
Host:	Rabbit
Clonality:	Polyclonal
Tested Applications:	WB, IHC, IF/ICC, IP
Recommended dilutions:	Optimal dilutions/concentrations should be determined by the end user.
Immunogen:	FOXO1 (Thr333-Gln557)
Purification:	Antigen-specific affinity chromatography followed by Protein A affinity chromatography.
Form:	Liquid
Conjugation:	Unconjugated
Storage:	Store at 4 °C for frequent use. Aliquot and store at -20 °C for one year. Avoid repeated freeze/thaw cycles.
Swiss Prot:	Q12778
Buffer:	0.01 M PBS, pH 7.4, containing 0.05% Proclin-300, 50% glycerol.
Note:	This product is for research use only.