


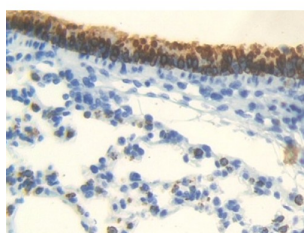
Abbexa Ltd, Innovation Centre, Cambridge Science Park, Cambridge, CB4 0EY, UK
Telephone: +44 (0) 1223 755950 - Fax: +44 (0) 1223 755951 - E-Mail: info@abbexa.com

Androgen Receptor (AR) Antibody

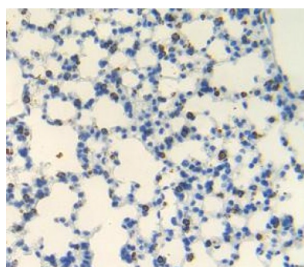
Catalogue No.: abx101254



Western blot analysis of the recombinant protein.



IHC-P analysis of Mouse Lung Tissue, with DAB staining.



IHC-P analysis of lung tissue, with DAB staining.

Polyclonal Antibody to Androgen Receptor (AR).

Target: Androgen Receptor (AR)

Reactivity: Mouse

Host: Rabbit

Clonality: Polyclonal

Tested Applications: WB, IHC, IF/ICC, IP

Recommended dilutions: Optimal dilutions/concentrations should be determined by the end user.

Immunogen: AR (Cys156-Ala310)

Abbexa Ltd, Innovation Centre, Cambridge Science Park, Cambridge, CB4 0EY, UK
Telephone: +44 (0) 1223 755950 - Fax: +44 (0) 1223 755951 - E-Mail: info@abbexa.com

Purification:	Antigen-specific affinity chromatography followed by Protein A affinity chromatography.
Form:	Liquid
Conjugation:	Unconjugated
Storage:	Store at 4 °C for frequent use. Aliquot and store at -20 °C for one year. Avoid repeated freeze/thaw cycles.
Swiss Prot:	<u>P19091</u>
Buffer:	PBS, pH 7.4, containing 0.02% NaN ₃ , 50% glycerol.
Note:	This product is for research use only.