


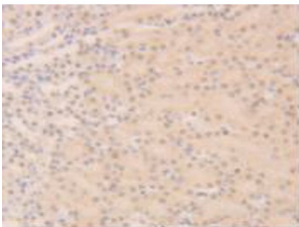
Abbexa Ltd, Innovation Centre, Cambridge Science Park, Cambridge, CB4 0EY, UK
Telephone: +44 (0) 1223 755950 - Fax: +44 (0) 1223 755951 - E-Mail: info@abbexa.com

Sirtuin 6 (SIRT6) Antibody

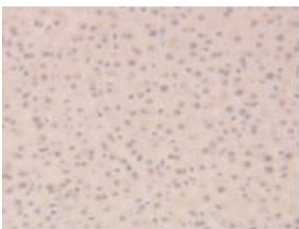
Catalogue No.: abx100654



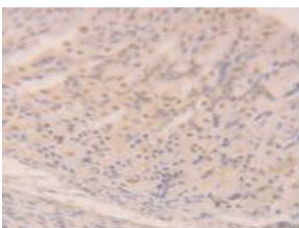
Western blot analysis of recombinant Mouse SIRT6.



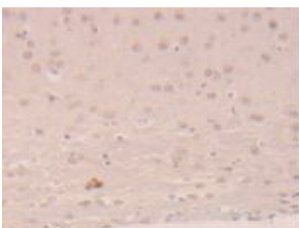
IHC-P analysis of Mouse Kidney Tissue, with DAB staining.



IHC-P analysis of Mouse Liver Tissue, with DAB staining.



IHC-P analysis of Mouse Stomach Tissue, with DAB staining.



IHC-P analysis of Mouse Brain Tissue, with DAB staining.

Polyclonal Antibody to Sirtuin 6 (SIRT6).

Abbexa Ltd, Innovation Centre, Cambridge Science Park, Cambridge, CB4 0EY, UK
Telephone: +44 (0) 1223 755950 - Fax: +44 (0) 1223 755951 - E-Mail: info@abbexa.com

Target: Sirtuin 6 (SIRT6)

Reactivity: Mouse

Host: Rabbit

Clonality: Polyclonal

Tested Applications: WB, IHC, IF/ICC, IP

Recommended dilutions: Optimal dilutions/concentrations should be determined by the end user.

Immunogen: SIRT6 (Met1-Ser334)

Purification: Antigen-specific affinity chromatography followed by Protein A affinity chromatography.

Form: Liquid

Conjugation: Unconjugated

Storage: Store at 4 °C for frequent use. Aliquot and store at -20 °C for one year. Avoid repeated freeze/thaw cycles.

Swiss Prot: [P59941](#)

Buffer: 0.01 M PBS, pH 7.4, containing 0.05% Proclin-300, 50% glycerol.

Note: This product is for research use only.