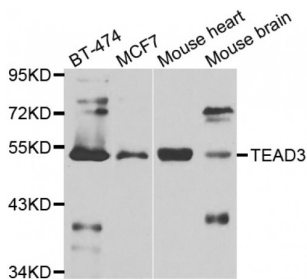


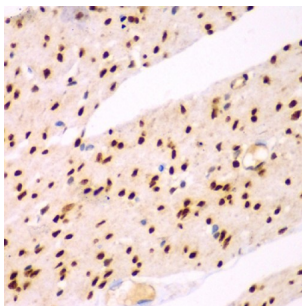
Abbexa Ltd, Innovation Centre, Cambridge Science Park, Cambridge, CB4 0EY, UK  
Telephone: +44 (0) 1223 755950 - Fax: +44 (0) 1223 755951 - E-Mail: info@abbexa.com

## TEA Domain Transcription Factor 3 (TEAD3) Antibody

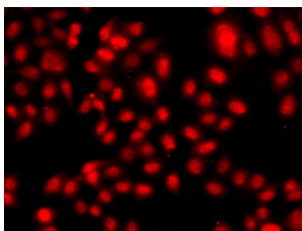
Catalogue No.: abx006655



Western blot analysis of extracts of various cell lines, using TEAD3 antibody (abx006655) at 1/1000 dilution.



Immunohistochemistry of paraffin-embedded human colon using TEAD3 antibody (abx006655) at dilution of 1/100 (40x lens).



Immunofluorescence analysis of A549 cells using TEAD3 antibody (abx006655).

TEAD3 Antibody is a Rabbit Polyclonal Antibody against TEAD3.

**Target:** TEAD3

**Reactivity:** Human, Mouse

**Host:** Rabbit

**Clonality:** Polyclonal

**Tested Applications:** WB, IHC, IF/ICC

**Recommended dilutions:** WB: 1/500 - 1/2000, IHC: 1/50 - 1/200, IF/ICC: 1/50 - 1/200. Optimal dilutions/concentrations should be determined by the end user.

**Purification:** Affinity purified.

Abbexa Ltd, Innovation Centre, Cambridge Science Park, Cambridge, CB4 0EY, UK  
Telephone: +44 (0) 1223 755950 - Fax: +44 (0) 1223 755951 - E-Mail: [info@abbexa.com](mailto:info@abbexa.com)

<b>Form:</b>	Liquid
<b>Isotype:</b>	IgG
<b>Conjugation:</b>	Unconjugated
<b>Storage:</b>	Aliquot and store at -20 °C. Avoid repeated freeze/thaw cycles.
<b>Molecular Weight:</b>	Calculated MW: 48 kDa Observed MW: 49 kDa
<b>Swiss Prot:</b>	<a href="#">Q99594</a>
<b>GeneID:</b>	<a href="#">7005</a>
<b>Gene Symbol:</b>	TEAD3
<b>Concentration:</b>	> 1 mg/ml
<b>Buffer:</b>	PBS, pH 7.3, 0.02% sodium azide, 50% glycerol.
<b>Note:</b>	This product is for research use only.