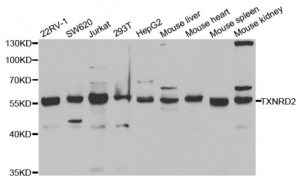


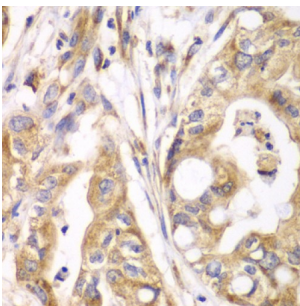
Abbexa Ltd, Innovation Centre, Cambridge Science Park, Cambridge, CB4 0EY, UK
 Telephone: +44 (0) 1223 755950 - Fax: +44 (0) 1223 755951 - E-Mail: info@abbexa.com

Thioredoxin Reductase 2 (TXNRD2) Antibody

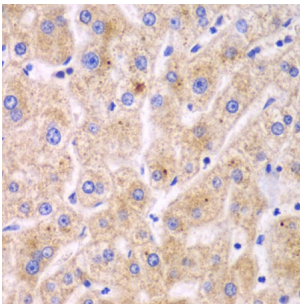
Catalogue No.: abx004207



Western blot analysis of extracts of various cell lines, using TXNRD2 antibody (abx004207) at 1/1000 dilution.



Immunohistochemistry of paraffin-embedded human liver cancer using TXNRD2 antibody (abx004207) at dilution of 1/100 (40x lens).



Immunohistochemistry of paraffin-embedded human liver injury using TXNRD2 antibody (abx004207) at dilution of 1/100 (40x lens).

TXNRD2 Antibody is a Rabbit Polyclonal antibody against TXNRD2. This gene encodes a member of the class I pyridine nucleotide-disulfide oxidoreductase family. The encoded protein is a selenocysteine-containing flavoenzyme that maintains thioredoxins in a reduced state, thereby playing a key role in regulating the cellular redox environment. Mammals have three related thioredoxin reductases. This gene encodes a mitochondrial form important for scavenging of reactive oxygen species in mitochondria. Alternatively spliced transcript variants encoding different isoforms have been described.

Target:	TXNRD2
Reactivity:	Human, Mouse
Host:	Rabbit
Clonality:	Polyclonal
Tested Applications:	WB, IHC

Abbexa Ltd, Innovation Centre, Cambridge Science Park, Cambridge, CB4 0EY, UK
Telephone: +44 (0) 1223 755950 - Fax: +44 (0) 1223 755951 - E-Mail: info@abbexa.com

Recommended dilutions: WB: 1/500 - 1/2000, IHC: 1/50 - 1/200. Optimal dilutions/concentrations should be determined by the end user.

Immunogen: Recombinant protein of human TXNRD2.

Purification: Affinity purified.

Form: Liquid

Isotype: IgG

Conjugation: Unconjugated

Storage: Aliquot and store at -20 °C. Avoid repeated freeze/thaw cycles.

Molecular Weight: Calculated MW: 30 kDa/46 kDa/53 kDa/56 kDa
Observed MW: 56 kDa

Swiss Prot: [Q9NNW7](#)

GeneID: [10587](#)

Gene Symbol: TXNRD2

Concentration: > 1 mg/ml

Buffer: PBS, pH 7.3, 0.02% sodium azide, 50% glycerol.

Note: This product is for research use only.