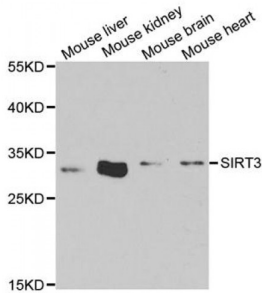


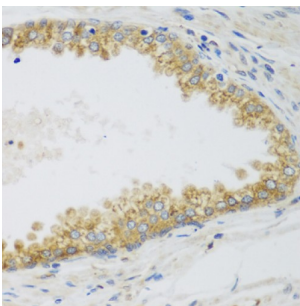
Abbexa Ltd, Innovation Centre, Cambridge Science Park, Cambridge, CB4 0EY, UK
Telephone: +44 (0) 1223 755950 - Fax: +44 (0) 1223 755951 - E-Mail: info@abbexa.com

Sirtuin 3 (SIRT3) Antibody

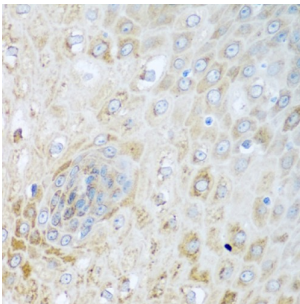
Catalogue No.: abx004152



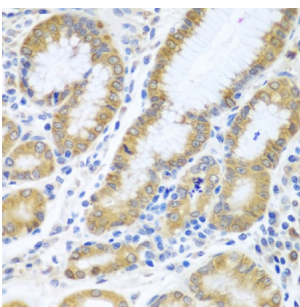
Western blot analysis of extracts of various cell lines, using SIRT3 antibody (abx004152) at 1/1000 dilution.



Immunohistochemistry of paraffin-embedded human prostate using SIRT3 antibody (abx004152) at dilution of 1/100 (40x lens).



Immunohistochemistry of paraffin-embedded human esophagus using SIRT3 antibody (abx004152) at dilution of 1/100 (40x lens).



Immunohistochemistry of paraffin-embedded human stomach using SIRT3 antibody (abx004152) at dilution of 1/100 (40x lens).

SIRT3 Antibody is a Rabbit Polyclonal antibody against SIRT3. This gene encodes a member of the sirtuin family of proteins, homologs to the yeast Sir2 protein. Members of the sirtuin family are characterized by a sirtuin core domain and grouped into four classes. The functions of human sirtuins have not yet been determined; however, yeast sirtuin proteins are known to regulate epigenetic gene silencing and suppress recombination of rDNA. Studies suggest that the human sirtuins may function as intracellular regulatory proteins with mono-ADP-ribosyltransferase activity. The protein encoded by this gene is included in class I of the sirtuin family. Two alternatively spliced transcript variants that encode different proteins have been described for this gene.

Abbexa Ltd, Innovation Centre, Cambridge Science Park, Cambridge, CB4 0EY, UK
Telephone: +44 (0) 1223 755950 - Fax: +44 (0) 1223 755951 - E-Mail: info@abbexa.com

| | |
|-------------------------------|--|
| Target: | SIRT3 |
| Reactivity: | Human, Mouse |
| Host: | Rabbit |
| Clonality: | Polyclonal |
| Tested Applications: | WB, IHC |
| Recommended dilutions: | WB: 1/500 - 1/2000, IHC: 1/100 - 1/200. Optimal dilutions/concentrations should be determined by the end user. |
| Immunogen: | Recombinant protein of human SIRT3. |
| Purification: | Affinity purified. |
| Form: | Liquid |
| Isotype: | IgG |
| Conjugation: | Unconjugated |
| Storage: | Aliquot and store at -20 °C. Avoid repeated freeze/thaw cycles. |
| Molecular Weight: | Calculated MW: 28 kDa/43 kDa Observed MW: 30 kDa |
| Swiss Prot: | Q9NTG7 |
| GeneID: | 23410 |
| Gene Symbol: | SIRT3 |
| Concentration: | > 1 mg/ml |
| Buffer: | PBS, pH 7.3, 0.02% sodium azide, 50% glycerol. |
| Note: | This product is for research use only. |