

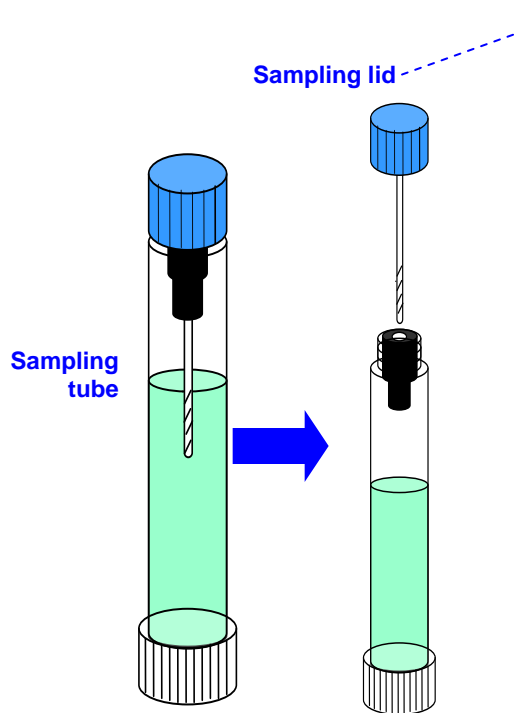
Fecal MPO Sample Collection Kit

Cat. No. KT-844, 50 Tubes

Version 1, 2012-12

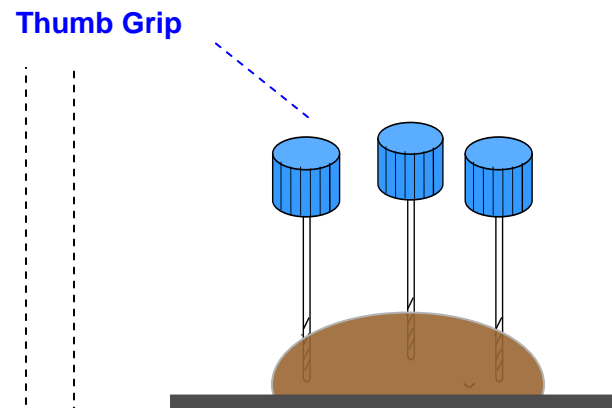
1

1. Collect a stool sample by
 - a. Clean the bowl and flush the toilet two times. Unfold and lay a sample collection paper directly on the top of the water in the toilet bowl (the paper should float above the water).
 - b. After bowel movement, take the sampling tube and unscrew the sampling lid (**Blue Cap**), keeping the sampling tube in a **vertical position** to prevent loss of solution.



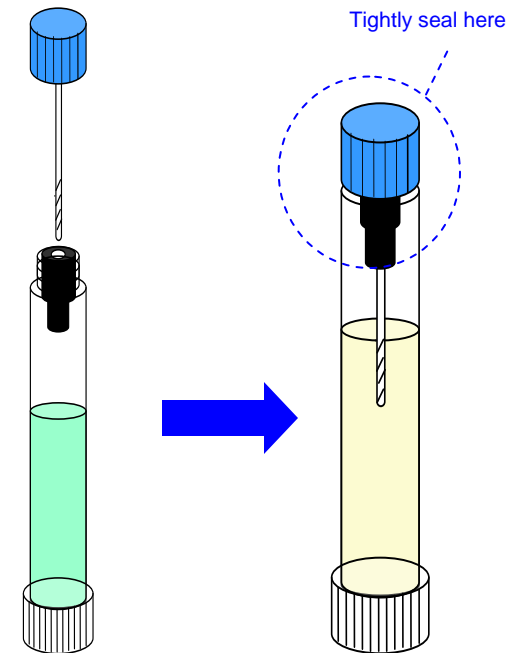
2

1. Hold the sampling lid by the **Thumb Grip**.
2. Use the tip of the sampling lid to dip into stool in multiple times (3 - 5 sites) and collect a small amount of fecal sample.



3

1. Insert and screw the sampling lid back into the sampling tube **in a vertical position**. Do not spill any solution from the tube.
2. Tightly seal the lid with the tube.
3. Flush toilet.
4. The collected sample should be send to laboratory within 3 days.



READ ALL THE INFORMATION IN THIS LEAFLET BEFORE SAMPLING

Store at 2-8°C. Keep out of reach of children. For in-vitro diagnostic use. Not to be taken internally. Not to be sampled direct from anus.

If you have any questions, please contact your physician or laboratory staff or call Epitope Diagnostics at 858-693-7877 from 9:00 a.m. to 5:00 p.m. PST



Manufactured by Epitope Diagnostics, Inc. San Diego CA92121, USA

(v1/2012-12)

Page 1 of 1

