

**PAB935Hu01**

**Polyclonal Antibody to Tenascin X (TNX)**

**Organism Species: *Homo sapiens (Human)***

***Instruction manual***

FOR RESEARCH USE ONLY

NOT FOR USE IN CLINICAL DIAGNOSTIC PROCEDURES

---

12th Edition (Revised in Aug, 2016)

### [ **PROPERTIES** ]

**Source:** Polyclonal antibody preparation

**Host:** Rabbit

**Purification:** Antigen-specific affinity chromatography followed by Protein A affinity chromatography

**Traits:** Liquid

**Concentration:** 0.66mg/ml

**UOM:** 100µg(152µl)

**Cross Reactivity:** Pig

**Applications:** WB; IHC; ICC; IP.

### [ **IMMUNOGEN** ]

**Immunogen:** Recombinant TNX (Leu3835~Ala4088) expressed in *E.coli*

**Accession No.:** RPB935Hu01

### [ **APPLICATIONS** ]

Western blotting: 0.5-2µg/mL

Immunohistochemistry: 5-20µg/mL

Immunocytochemistry: 5-20µg/mL

Optimal working dilutions must be determined by end user.

### [ **FORMULATION** ]

**Form & Buffer:** Supplied as solution form in PBS, pH7.4, containing 0.02% NaN<sub>3</sub>, 50% glycerol.

### [ **STORAGE AND STABILITY** ]

**Storage:** Avoid repeated freeze/thaw cycles.

Store at 4°C for frequent use.

Aliquot and store at -20°C for 24 months.

**Stability Test:** The thermal stability is described by the loss rate. The loss rate was determined by accelerated thermal degradation test, that is, incubate the protein at 37°C for 48h, and no

obvious degradation and precipitation were observed. The loss rate is less than 5% within the expiration date under appropriate storage condition.

**[ IDENTIFICATION ]**



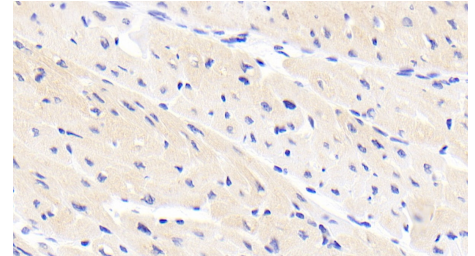


Figure. Western Blot; Sample: Recombinant TNX, Human.



Western Blot; Sample: Porcine Cerebrum lysate;  
 Primary Ab: 2µg/ml Rabbit Anti-Human TNX Antibody  
 Second Ab: 0.2µg/mL HRP-Linked Caprine Anti-Rabbit IgG Polyclonal Antibody  
 (Catalog: SAA544Rb19)



DAB staining on IHC-P;  
 Samples: Human Cardiac Muscle Tissue;  
 Primary Ab: 20µg/ml Rabbit Anti-Human TNX Antibody  
 Second Ab: 2µg/mL HRP-Linked Caprine Anti-Rabbit IgG Polyclonal Antibody  
 (Catalog: SAA544Rb19)

**[ IMPORTANT NOTE ]**

The kit is designed for research use only, we will not be responsible for any issue if the kit was used in clinical diagnostic or any other procedures.