

A91245Hu01

Polyclonal Antibody to Sialic Acid Binding Ig Like Lectin 12 (SIGLEC12)

Organism: Homo sapiens (Human)

Instruction manual

FOR IN VITRO USE AND RESEARCH USE ONLY
NOT FOR USE IN CLINICAL DIAGNOSTIC PROCEDURES

6th Edition (Revised in March, 2013)

[**PRODUCT INFORMATION**]

Immunogen: SIGLEC12, Human

Clonality: Polyclonal

Host: Rabbit


Immunoglobulin Type: IgG

Purification: Affinity Chromatography.

Applications: WB, ICC, IHC-P, IHC-F

Concentration: 200µg/mL

UOM: 100µg



Sample: Recombinant SIGLEC12, Human




[**IMMUNOGEN INFORMATION**]

Immunogen: Recombinant SIGLEC12 (Lys22~Gly218) expressed in *E. coli*.

USCN Accession No.: P91245Hu01

Sequence: The target protein is fused with N-terminal His-Tag and its sequence is listed below.

MGHHHHHHSQSEF- KDYLLTMQK SVTVQEGLCV SVLCSFSYPQ NGWTASDPVH
GYWFRAGDHV SRNIPVATNN PARAVQEETR DRFHLLGDPQ NKDCTLSIRD TRES DAGTYV
FCVERGNMKW NYKYDQLSVN VTASQDLLSR YRLEVPE SVT VQEGLCVSVP
CSVLYPHYNW TASSPVYGSW FKEGADIPWD IPVATNTPSG KVQEDTHG

Unique product Superb quality Client favorite Nicest service  ISO9001:2008;  ISO13485:2003; 

11271 Richmond Avenue, H104, Houston, TX 77082, USA | Toll free: 001-888-960-7402 | Fax: 001-832-538-0088 | Email: mail@uscnk.us | Http://www.uscnk.us
Export Processing Zone, Wuhan 430056, P.R.China | Toll free: 0086-800-880-0687 | Fax: 0086-27-8425-9551 | Email: mail@uscnk.com | Http://www.uscnk.com

[ANTIBODY SPECIFICITY]

The antibody is a rabbit polyclonal antibody raised against SIGLEC12. It has been selected for its ability to recognize SIGLEC12 in immunohistochemical staining and western blotting.

[APPLICATIONS]

Western blotting: 1:100-400

Immunocytochemistry in formalin fixed cells: 1:100-500

Immunohistochemistry in formalin fixed frozen section: 1:100-500

Immunohistochemistry in paraffin section: 1:50-200

Optimal working dilutions must be determined by end user.

[CONTENTS]

Form & Buffer: Supplied as solution form in PBS, pH7.4, containing 0.02% NaN₃, 50% glycerol.

[QUALITY CONTROL]

Content: The quality control contains recombinant SIGLEC12 (Lys22~Gly218) disposed in loading buffer.

Usage: 10uL per well when 3,3'-Diaminobenzidine(DAB) as the substrate.
5uL per well when used in enhanced chemiluminescent (ECL).

Note: The quality control is specifically manufactured as the positive control. Not used for other purposes.

Loading Buffer: 100mM Tris(pH8.8), 2% SDS, 200mM NaCl, 50% glycerol, BPB 0.01%, NaN₃ 0.02%.

[STORAGE]

Store at 4°C for frequent use. Stored at -20°C to -80°C in a manual defrost freezer for one year without detectable loss of activity. Avoid repeated freeze-thaw cycles.

Unique product Superb quality Client favorite Nicest service  ISO9001:2008 ;  ISO13485:2003 ; 