

## pMXs-miR-GFP/Puro Retroviral Expression Vector

CATALOG NUMBER: RTV-017

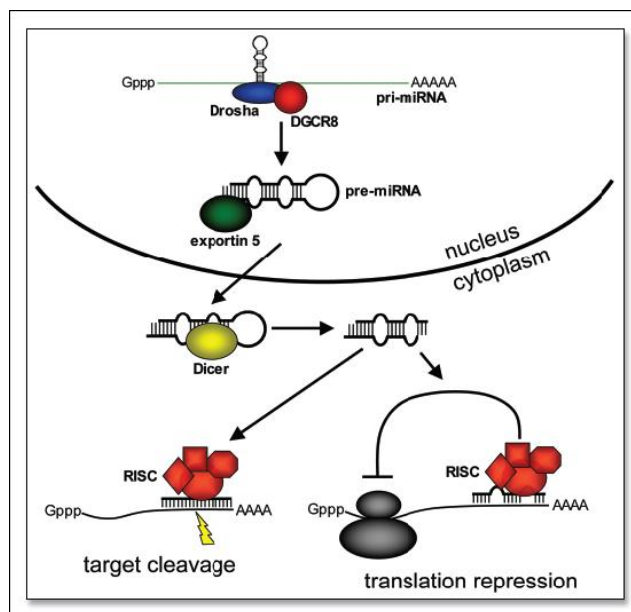
STORAGE: -20°C

QUANTITY AND CONCENTRATION: 10 µg at 0.25 µg/µL in TE

### Background

MicroRNAs (miRNAs) are 18–24 nucleotide RNA molecules that regulate the stability or translational efficiency of target mRNAs. These regulatory RNAs function by acting as sequence-specific guides which recruit a large protein complex known as the RNA-induced silencing complex (RISC) to target mRNAs which are subsequently silenced. Diverse functions have been attributed to miRNAs including the regulation of cellular differentiation, proliferation, and apoptosis. Moreover, significant evidence has accumulated implicating a fundamental role for miRNAs in the development of cancer.

miRNAs are initially transcribed as long precursor transcripts known as primary microRNAs (pri-miRNAs). Within these transcripts, the mature miRNA sequences are found in ~60–80 nucleotide hairpin structures. Mature miRNAs are generated from pri-miRNAs by sequential processing (Figure 1). Pri-miRNAs are initially recognized in the nucleus by the microprocessor complex which includes as core components the RNase-III enzyme Drosha and its obligate partner DGCR8. This complex excises the hairpin structure containing the mature miRNA sequence. The liberated hairpins, referred to as precursor miRNAs (pre-miRNAs), are recognized by the nuclear export factor exportin 5 which transports them to the cytoplasm. There, the RNase-III enzyme Dicer performs a second cleavage to generate a double-stranded 18–24 nucleotide RNA molecule. The RISC then associates with this RNA duplex and unwinds it. Generally, only one strand is stably incorporated into the RISC; the other is discarded and rapidly degraded. miRNAs guide the RISC to target messages that are subsequently cleaved or translationally silenced.



**Figure 1.** miRNA Biogenesis and function

Retroviruses are efficient tools for delivering heritable genes into the genome of dividing cells. Cell Biolabs' pMXs retroviral vector is based on Moloney murine leukemia virus (MMLV). The vector provides the viral package signal, transcription and processing elements, and MCS for cloning of a target gene. The viral *env* gene, produced by the package cell line, encodes the envelope protein, which determines the viral infectivity range. Transfection into a package cell line produces high-titer, replication-incompetent viruses. In addition to transfer and expression of exogenous genes in mammalian cells, recently, retroviruses have been used to express silencing RNAs (siRNA) to decrease the expression of target genes both *in vitro* and *in vivo*.

Cell Biolabs' pMXs-miR-GFP/Puro Retroviral Expression Vector is designed to clone and express an individual miRNA precursor in its native context while preserving putative hairpin structures to ensure biologically relevant interactions with endogenous processing machinery and regulatory partners, leading to properly cleaved microRNAs. Individual miRNA precursor from any species can be cloned between Xho I sites (Figure 2).

**The pMXs-miR-GFP/Puro retroviral expression vector contains the following features:**

- **miRNA Processing** – miRNA stem loop precursor in its native context is cloned between Xho I sites. To preserve the putative hairpin structure and proper endogenous processing, miRNA stem loop sequence is flanked by its native intron sequence.
- **EF-1 $\alpha$  Promoter** - ensures a high level of expression in mammalian cells
- **GFP-Puro Fusion Marker** - to monitor cells positive for expression and stable selection with either GFP or puromycin resistance.
- **pUC Origin** - for high copy replication and maintenance of the plasmid in *E. coli*
- **Ampicillin Resistance Gene** - for selection in *E. coli*

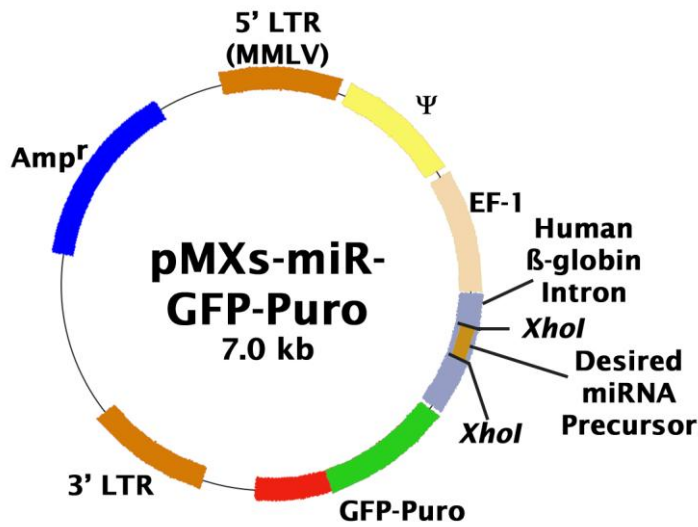
**Related Products**

1. RV-101: Platinum-E Retroviral Packaging Cell Line, Ecotropic
2. RV-102: Platinum-A Retroviral Packaging Cell Line, Amphotropic
3. RV-103: Platinum-GP Retroviral Packaging Cell Line, Pantropic
4. VPK-130: ViraBind™ Retrovirus Concentration and Purification Kit
5. VPK-120: QuickTiter™ Retrovirus Quantitation Kit
6. RV-200: ViraDuctin™ Retrovirus Transduction Kit

**Safety Consideration**

Remember that you will be working with samples containing infectious virus. Follow the recommended NIH guidelines for all materials containing BSL-2 organisms. Always wear gloves, use filtered tips and work under a biosafety hood.

**pMXs-miR-GFP/Puro Retroviral Expression Vector**



MCS: GATTAGTTCTCGAGGATCCGACTGAAGTCGCTAGCTCGAGCTTTTGA  
   XhoI  XhoI

**Figure 2:** pMXs-miR-GFP/Puro Retroviral Expression Vector (7001 bp, Ampicillin-resistant).

**miRNA Precursor Cloning**

All of our premade human and mouse miRNA precursor clones in pEP-miR and pEGP-miR vectors are based on the following design, and the resulting overexpression of the mature miRNA is confirmed by Northern blot or Real Time PCR. Here we use human let-7a-2 miRNA as an example:

**1. Download desired miRNA stem loop sequence from Sanger’s miRNA database:**

<http://microrna.sanger.ac.uk/sequences/>

Homo sapiens let-7a-2 stem-loop structure

```



    uu   g   u           uagaa ua a
agg  gag uag agguuguauaguu   u c u
|||  ||| ||| |
ucc  uuc auc uccgacaugucaa   a g a
    -u   g   c           --uag gg a
  
```

Homo sapiens let-7a-2 stem-loop sequence

```

AGGUUGAGGUAGUAGGUUGUAUAGUUUAGAAUUACAUCAAGGGAGAUAAACUGUACAGCCUCCUAGCUUUCU
  
```

**2. Blast search miRNA stem loop sequence:** <http://blast.ncbi.nlm.nih.gov/Blast.cgi>

>  [ref|NT\\_033899.7|Hs11\\_34054](#)  Homo sapiens chromosome 11 genomic contig,  
reference assembly  
Length=38509590

```

Query 1          AGGTTGAGGTAGTAGGTTGTATAGTTTAGAATTACATCAAGGGAGATAACTGTACAGCCT 60
                |||
Sbjct 25579717   AGGTTGAGGTAGTAGGTTGTATAGTTTAGAATTACATCAAGGGAGATAACTGTACAGCCT
25579658
Query 61          CCTAGCTTTCCT 72
                |||
Sbjct 25579657   CCTAGCTTTCCT 25579646

```

### 3. PCR and Cloning:

- 1) Add 100 base native flank sequence to both upstream and downstream of the miRNA stem loop.

Human let-7a-2 miRNA precursor sequence including the 100 base flank sequences on both ends of the stem loop: let-7a-2 stem-loop sequence is underlined.

```

GCCCAAATAGGTGACAGCACGATGAATCATTATAAGACTAACTTGTAATTTCCCTGCTTAAGAAATG
GTAGTTTTCCAGCCATTGTGACTGCATGCTCCCAGGTTGAGGTAGTAGGTTGTATAGTTTAGAATTA
CATCAAGGGAGATAACTGTACAGCCTCCTAGCTTTCCTTGGGTCTTGCACTAAACAACATGGTGAGA
ACGATCATGATTCCCTCCAGGCCTTTTCTCCCTATGAAAGGTAAGATTGGGTACGATTATTTTATGGT
ATTT

```

- 2) Design PCR primers including Xho I site with four extra bases.

Forward PCR Primer: tcga-ctcgag (XhoI) -21 nt  
Reverse PCR Primer: tcga-ctcgag (XhoI) -21 nt

For human let-7a-2 miRNA precursor:

Forward PCR Primer: tcga-ctcgag-gcccaaataaggtgacagcacg  
Reverse PCR Primer: tcga-ctcgag-aaataccataaaataatcgta

- 3) PCR the miRNA precursor from genomic DNA and clone into the XhoI sites of the expression vector.

PCR Product of let-7a-2 precursor: let-7a-2 stem-loop sequence is underlined.

```

1 tcgactcgag gcccaaatag gtgacagcac gatgaatcat tataagacta acttgtaatt
61 tccctgctta agaaatggta gttttccagc cattgtgact gcatgctccc aggttgaggt
121 agtaggttgt atagtttaga attacatcaa gggagataac tgtacagcct cctagctttc
181 cttgggtcct gcactaaaca acatgggtgag aacgatcatg attcctccag gcctttttctc
241 cctatgaaaag gtaagattgg gtacgattat tttatgggat ttctcgagtc ga

```

- 4) Validate the insert by DNA sequencing.

Forward Sequencing Primer: TTTGCACCATTCTAAAGAAT  
Reverse Sequencing Primer: AAACCTCTTACATCAGTTAC

## References

1. microRNA sequences listed in Sanger's miRBase (<http://microrna.sanger.ac.uk/sequences/>).
2. John, B., C. Sander and D. S. Marks (2006) *Methods Mol Biol* **342**: 101-13.
3. Kitamura T., *et al.*, (2003) *Exp. Hematol.* **31**, 1007-1014.

## Recent Product Citations

1. Ribocco-Lutkiewicz, M. et al. (2016). MicroRNA expression in amniotic fluid cells. *Fetal Stem Cells in Regenerative Medicine*. doi:10.1007/978-1-4939-3483-6\_11.
2. Mansour, M. et al. (2013). The TAL1 complex targets the FBXW7 tumor suppressor by activating miR-223 in human T cell acute lymphoblastic leukemia. *J. Exp. Med.* **210**:1545-1557.

## Appendix

### Vector Features:

320-614:	MuLv 5' LTR
615-1519:	extended packaging signal ( $\Psi^+$ )
1520-1851:	Mo-MuLV pol region containing splice acceptor
2049-2444 :	EF-1 promoter
2477-2967:	Human beta-globin inton
2680-2727:	<u>MCS</u>
2995-4317	GFP-Puro Fusion
4384-4975:	MuLv 3' LTR
6028-6888:	Ampicillin Resistance

```
CCCgAAAAGTgCCACCTGCATAATGAAAGACCCACCTGTAGGTTTGGCAAGCTAGCTTAAGTAACGCCATTTTGCAAGGCATGG
AAAAATACATAACTGAGAATAGAAAAGTTCAGATCAAGGTCAGGAACAGATGGAACAGCTGAATATGGGCCAAACAGGATATCTG
TGGTAAGCAGTTCCTGCCCCGGCTCAGGGCCAAGAACAGATGGAACAGCTGAATATGGGCCAAACAGGATATCTGTGGTAAGCAG
TTCCTGCCCCGGCTCAGGGCCAAGAACAGATGGTCCCCAGATGCGGTCCAGCCCTCAGCAGTTTCTAGAGAACCATCAGATGTTT
CCAGGGTGCCCCAAGGACCTGAAATGACCCTGTGCCTTATTTGAACTAACCAATCAGTTCGCTTCTCGCTTCTGTTCGCGCGCTT
CTGCTCCCCGAGCTCAATAAAAAGAGCCACAACCCCTCACTCGGCGCGCCAGTCTCCGATTGACTGAGTCGCCGGGTACCCGT
GTATCCAATAAACCCCTCTTGCAGTTGCATCCGACTTGTGGTCTCGCTGTTCCTTGGGAGGGTCTCCTCTGAGTGATTGACTACCC
GTCAGCGGGGGTCTTTTCATTTGGGGGCTCGTCCGGGATCGGGAGACCCCTGCCAGGGACCACCGACCCACCACCGGGAGGTAAG
CTGGCCAGCAACTTATCTGTGTCTGTCCGATTGTCTAGTGTCTATGACTGATTTTATGCGCTGCGTCCGTTACTAGTTAGCTAAC
TAGCTCTGTATCTGGCGGACCCGTGGTGGAACTGACGAGTTCGGAACACCCGGCCGCAACCCCTGGGAGACGTCCAGGGACTTCG
GGGCGCGTTTTTGTGGCCCGACCTGAGTCCAAAAATCCCGATCGTTTTTGGACTCTTTGGTGCACCCCCCTAATAGGAGGGATATG
TGGTTCTGGTAGGAGACGAGAACCTAAAAACAGTTCCCGCCTCCGTCTGAATTTTTGCTTTTCGGTTTTGGGACCGAAGCCGCGCCGC
GCGTCTTGTCTGCTGCAGCATCGTTCTGTGTTGTCTCTGTCTGACTGTGTTTTCTGTATTTGTCTGAAAATTAGGGCCAGACTGTT
ACCCTCCCTTAAGTTTACCTTAGGTCCTGAAAGATGTGAGCGGATCGCTCACAACAGTCGGTAGATGTCAAGAAGAGAC
GTTGGGTTACCTTCTGCTCTGCAGAATGGCCAACCTTTAACGTCGGATGGCCGCGAGACGGCACCTTTAACCGAGACCTCATCAC
CCAGGTTAAGATCAAGGTCTTTTACCTGGCCCGCATGGACACCCAGACCAGGTCCCTTACATCGTGACCTGGGAAGCCTTGGCT
TTTGACCCCTCCCTGGGTCAAGCCCTTTGTACACCTAAGCCTCCGCTCCTCTTCCCTCCATCCGCCCCGTCTCTCCCCCTTG
AACCTCCTCGTTCGACCCCGCTCGATCCTCCCTTATCCAGCCCTCACTCCTTCTTAGGGCCCCCATATGGCCATATGAGAT
CTTATATGGGCAACCCCGCCCTTGTAACCTTCCCTGACCTGACATGACAAGAGTTACTAACAGCCCTCTCTCCAAGCTCAC
TTACAGGCTCTCTACTTACTAGTCCAGCACGAAGTCTGGAGACCTCTGGCGGCAGCCTACCAAGAACAACCTGGACCGCCGGTGGTAC
CTCACCCCTTACCGAGTCGGCGACACAGTGTGGGTCCGCCGACACCAGACTAAGAACCTAGAACCTCGCTGGAAAAGGACCTTACAC
AGTCTGTGACCACCCCAACCGCCCTCAAAGTAGACGGCATCGCAGCTTGGATACACGCCGCCCACTGGCACGACAGGTTTCC
CGACTGAAAAGCGGGCAGTGAGCGCAACGCAATTAATGTGAGTTAGCTCCCAACTTTTAAAAGAAAAGGGGGGATTGGGGGGTA
CAGTGCAGGGGAAAAGAAATAGTAGACATAATAGCAACAGACATACAACTAAAGAATTACAAAAACAAATTACAAAAATTCAAAAAT
```

TTATCGATGCCTCCCCGTACCACCCCCCAACCCGCCCGACCGGAGCTGAGAGTAATTCATACAAAAGGACTCGCCCCCTGCC  
TTGGGGAATCCAGGGACCGTCTTAACTCCCACTAACGTAGAACCAGAGATCGCTGCGTTCCCGCCCCCTACCCGCCCGCT  
CTCGTCATCACTGAGGTGGAGAAGAGCATGCGTGAGGCTCCGGTGCCCGTCACTGGGCAGAGCGACATCGCCACAGTCCCCGA  
GAAGTTGGGGGAGGGTTCGGCAATTGAACCGGTGCCCTAGAGAAGGTGGCGCGGGTAACTGGGAAAGTGATGTCGTGTACTGG  
CTCCGCCCTTTTTCCCGAGGGTGGGGGAGAACCCTATATAAGTGCAGTAGTCGCCGTGAACGTTCTTTTTTCGCAACGGGTTTGCCG  
CCAGAACACAGGTACACATATTGACCAAATCAGGGTAATTTTTGCATTTGTAATTTTTAAAAATGCTTTCTTTTAAATATACTT  
TTTTGTTTATCTTATTTCTAATACTTTCCCTAATCTCTTTCTTTTTCAGGGCAATAATGATACAATGTATCATGCCTCTTTGCACCA  
TTCTAAAGAATAACAGTGATAATTTCTGGGTTAAGGCAATAGCCGATTAGTTCTCGAGGATCCGACTGAAGTCGCTAGCTCGAGC  
TTTTGGA GAATATTTCTGCATATAAAATATTTCTGCATATAAAATTTGTAACGTATGTAAGAGGTTTCATATTGCTAATAGCAGCTAC  
AATCCAGCTACCATTCTGCTTTTTATTTTTATGGTTGGGATAAGGCTGGATTATTCTGAGTCCAAGCTAGGCCCTTTTGCTAATCAT  
GTTTCATACCTCTTATCTTCTCCACAGCTCCTGGGCAACGTGCTGGTCTGTGTGCTGGCCATCACTTTGGCAAAGCACGTGAG  
ATCTGAATTTCTGACACACCATGGTGAGCAAGGGCGAGGAGCTGTTTACCAGGGTGGTGCCATCCTGGTTCGAGCTGGACGGCGAC  
GTAAACGGCCACAAGTTTACAGCTGTCCGGCGAGGGCGAGGGCGATGCCACCTACGGCAAGCTGACCCTGAAGTTTCATCTGCACCA  
CCGGCAAGCTGCCCGTGCCTTGCCCAACCTCGTGACCACCTGACCTACGGCGTGCAGTGTCTTACGCCGCTACCCCGACCACAT  
GAAGCAGCAGACTTCTTCAAGTCCGCCATGCCGAAGGCTACGTCCAGGAGCGCACCATCTTCTTCAAGGACGACGGCAACTAC  
AAGACCCGCGCGAGGTGAAGTTTCGAGGGCGACACCTTGGTGAACCGCATCGAGCTGAAGGGCATCGACTTCAAGGAGGACGGCA  
ACATCCTGGGGCACAAGCTGGAGTACAACCTACAACAGCCACAACGCTCTATATCATGGCCGACAAGCAGAAGAACGGCATCAAGGT  
GAACTTCAAGATCCGCCACAACATCGAGGACGGCAGCGTGCAGCTCGCCGACCCTACCAGCAGAACACCCCATCGGCGACGGC  
CCCGTGTCTGCTGCCGACAACCACTACCTGAGCACCAGTCCGCCCTGAGCAAAGACCCCAACGAGAAGCGCGATCACATGGTCC  
TGCTGGAGTTCTGTGACCGCCGCGGGATCACTCTCGGCATGGACGAGCTGTACAAGGCCACCATGACCGAGTACAAGCCACGGT  
GCGCCTCGCCACCCGCGACGACGTCCCCAGGGCCGTACGCACCTCGCCGCCGCGTTCGCCGACTACCCCGCCACGCGCCACACC  
GTCGATCCGGACCGCCACATCGAGCGGGTACCAGGCTGCAAGAACTCTTCTCACGCGCGTTCGGGCTCGACATCGGCAAGGTGT  
GGGTTCGCGGACGACGGCGCCGCGTGGCGGTCTGGACCACGCCGAGAGCGTTCGAAGCGGGGGCGGTGTTTCGCCGAGATCGGCC  
GCGCATGGCCGAGTTGAGCGGTTCCCGCTGGCCGCGCAGCAACAGATGGAAGGCTTCTTGGCCGCGCACCGGCCCAAGGAGCC  
GCGTGGTTCTCGCCACCCGTCGCGCTCTCGCCGACCCACAGGGCAAGGGTCTGGGCAGCGCCGCTGCTGCTCCCGGAGTGGAGG  
CGGCCGAGCGCGCCGGGTGCCCGCTTCTTGAGACCTCCGCGCCCCGCAACCTCCCTTCTACGAGCGGCTCGGCTTACCCT  
CACCGCGACGTTCGAGTGCCTGAAGGACCGCGACCTGGTGCATGACCCGCAAGCCCGGTGCTTGA GCGGCCGCCAGCACAGTG  
GTCGACGATAAAAATAAAGATTTTATTTAGTCTCCAGAAAAAGGGGGAAATGAAAGACCCACCTGTAGGTTTGGCAAGCTAGCT  
TAAGTAACCCATTTTGAAGGCATGGAAAAATACATAACTGAGAATAGAGAAGTTTCAGATCAAGGTCAGGAACAGATGGAACAG  
CTGAATATGGGCCAAAACAGGATATCTGTGGTAAGCAGTTTCTGCCCGGCTCAGGGCCAAGAACAGATGGAACAGCTGAATATGG  
GCCAAAACAGGATATCTGTGGTAAGCAGTTTCTGCCCGGCTCAGGGCCAAGAACAGATGGTCCCAGATGCGGTCCAGCCCTCAG  
CAGTTTCTAGAGAACCATCAGATGTTTCCAGGGTGCACCAAGGACCTGAAATGACCTGTGCCTTATTTGAATTAACCAATCAGT  
TCGTTCTCGCTTCTGTTTCGCGGCTTCTGCTCCCGAGCTCAATAAAAGAGCCACAACCCCTCACTCGGGGCGGCTAGCTCCTCC  
GATTGACTGAGTCGCCCGGGTACCCGTGTATCCAATAAAACCTCTTGCAGTTGCATCCGACTTGTGGTCTCGCTGTTCTTTGGGA  
GGGTCTCTCTGAGTGATTGACTACCCGTCAGCGGGGTCTTTTCAATGCAGCATGTATCAAAAATTAATTTGGTTTTTTTTTCTTA  
AGTATTTACATTAATGACCATAGTTGCATTAATGAATCGCCAACGCGCGGGGAGAGGCGGTTTTCGTATTGGGCGCTCTTCCG  
CTTCTCGCTCACTGACTCGCTGCGCTCGGTGCTTTCGGCTGCGGCGAGCGGTATCAGCTCACTCAAAGGCGGTAATACGTTTATC  
CACAGAATCAGGGGATAACGCAGGAAAGAACATGTGAGCAAAAAGGCCAGCAAAAAGGCCAGGAACCGTAAAAAGGCCGCGTTGCTG  
GCGTTTTTCCATAGGCTCCGCCCCCTGACGAGCATCACAAAAATCGACGCTCAAGTCAGAGGTGGCGAAAACCCGACAGGACTAT  
AAAGATAACAGGCGTTTCCCTTGAAGCTCCCTCGTGCCTCTCTGTTCCGACCTTCCGCTTACC GGATACTGTCCGCTT  
TCTCCCTTCGGAAGCGTGGCGCTTCTCATAGTCAAGCTGTAGGTATCTCAGTTTCGGTGTAGGTGTTTCGCTCCAAGCTGGGC  
TGTGTGCAGCAACCCCGTTTCAGCCCGACCGCTGCGCTTATCCGGTAACTATCGTCTTGAGTCCAACCCCGGTAAGACACGACT  
TATCGCCACTGGCAGCAGCCACTGGTAACAGGATTAGCAGAGCGAGGTATGTAGGCGGTGCTACAGAGTTCTTGAAGTGGTGGCC  
TAACTACGGCTACACTAGAAGAACAGTATTTGGTATCTGCGCTCTGCTGAAGCCAGTTACCTTCGGAAAAAGAGTTGGTAGCTCT  
TGATCCGGCAAAACAAACCACCGCTGGTAGCGGTGGTTTTTTTTGTTTGAAGCAGCAGATTACGCGCAGAAAAAAGGATCTCAAG  
AAGATCCTTTGATCTTTTCTACGGGTCTGACGCTCAGTGAACGAAAACTCACGTTAAGGGATTTTGGTTCATGAGATTATCAAA  
AAGGATCTTACCTAGATCTTTTTCGGGCCGGCCGCAAAATCAATCTAAAGTATATATGAGTAAACTTGGTCTGACAGTTACCAAT  
GCTTAATCAGTGAGGCACCTATCTCAGCGATCTGTCTATTTTCGTTTCATCCATAGTTGCCTGACTCCCGTTCGTGTAGATAACTAC  
GATACGGGAGGGCTTACCATCTGGCCCCAGTGTGCAATGATACCGGAGACCCACGCTCACCGGCTCCAGATTTATCAGCAATA  
AACCAGCCAGCCGGAAGGGCCGAGCGCAGAAGTGGTCTTCAACTTTATCCGCTCCATCCAGTCTATTAATTTGTTGCCGGGAAG  
CTAGAGTAAGTAGTTTCGCCAGTTAATAGTTTTCGCAACGTTGTTGCCATTGCTACAGGCATCGTGGTGTACGCTCGTCTGTTGG  
TATGGCTTTCATTCAGTCCGGTTCCCAACGATCAAGGCGAGTTACATGATCCCCATGTTGTGCAAAAAAGCGGTTAGCTCTTTC  
GGTCTCCGATCGTTGTCAGAAGTAAGTTGGCCGAGTGTATCACTCATGGTTATGGCAGCACTGCATAATTTCTTACTGTCA  
TGCCATCCGTAAGATGCTTTTCTGTGACTGGTGGTACTCAACCAAGTCATTTCTGAGAATAGTGTATGCGGCGACCGAGTTGCTC  
TTGCCCGGCGTCAATACGGGATAATACCGCGCCACATAGCAGAACTTTAAAAAGTGTCTATCATTTGAAAAACGTTCTTCCGGGGCGA  
AAACTCTCAAGGATCTTACCCTGTTGAGATCCAGTTTCGATGTAACCCACTCGTGCACCCAACTGATCTTTCAGCATCTTTTACTT  
TCACCAGCGTTTCTGGGTGAGCAAAAAACGGAAGGCAAAATGCCGAAAAAAGGGAATAAGGGCGACACGGAAATGTTGAATACT  
CATACTCTTCTTTTCAATATATTGAAGCATTTATCAGGGTTATTGTCTCATGAGCGGATACATATTTGAATGTATTTAGAAA  
AATAAACAAATAGGGGTTCCGCGCACATTTT

## **License Information**

pMXs vector is licensed from the University of Tokyo.

## **Warranty**

These products are warranted to perform as described in their labeling and in Cell Biolabs literature when used in accordance with their instructions. THERE ARE NO WARRANTIES THAT EXTEND BEYOND THIS EXPRESSED WARRANTY AND CELL BIOLABS DISCLAIMS ANY IMPLIED WARRANTY OF MERCHANTABILITY OR WARRANTY OF FITNESS FOR PARTICULAR PURPOSE. CELL BIOLABS 's sole obligation and purchaser's exclusive remedy for breach of this warranty shall be, at the option of CELL BIOLABS, to repair or replace the products. In no event shall CELL BIOLABS be liable for any proximate, incidental or consequential damages in connection with the products.

*This product is for RESEARCH USE ONLY; not for use in diagnostic procedures.*

## **Contact Information**

Cell Biolabs, Inc.  
7758 Arjons Drive  
San Diego, CA 92126  
Worldwide: +1 858-271-6500  
USA Toll-Free: 1-888-CBL-0505  
E-mail: [tech@cellbiolabs.com](mailto:tech@cellbiolabs.com)  
[www.cellbiolabs.com](http://www.cellbiolabs.com)

©2012-2016: Cell Biolabs, Inc. - All rights reserved. No part of these works may be reproduced in any form without permissions in writing.