



POLYCLONAL ANTIBODY

For research use only. Not for clinical diagnosis.

Catalog No. CNP-AARS-283

Anti AARS

Product type	Primary antibodies
Immunogen	AARS (NP_001596.2, 1 a.a. ~ 968 a.a) full-length human protein.
Form	Liquid Protein A purified
Volume	100ul
Specificity	Human
Host	Rabbit

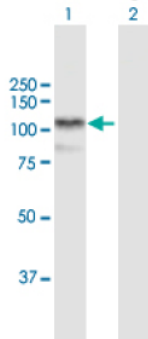
Immunogen Sequence

MDSTLTASEIRQRFIDFFKRNEHTYVHSSATIPLDDPTLLFANAGMNQFKPIFLNTIDPS
 HPMAKLSRAANTQKCIRAGGKHNDLDDVGKD VYHHTFFEMLGSW SFGDYFKELACKMALE
 LLTQEFGIPIERLYVTYFGGDEAAGLEADLECKQIWQNLGLDDTKILPGNMKDNFWEMGD
 TGPCGPCSEIH YDRIGGRDAAHLVNQDDPNVLEIWNLVFIQYNREADGILKPLPKKSIDT
 GMGLERLVSVLQNKMSNYDTDLFVPHYFAIQKGTGARPYTGKVGAEADADGIDMAYRVLAD
 HARTITVALADGGRPDNTGRGYVLRRLRRAVRYAHEKLNASRGFFATLVDVVVQSLGDA
 FPELKKDPPDMVKDIINEEEVQFLKTL SRGRRILDRKIQSLGDSKTIPGDTAWLLYDTYGF
 PVDLTGLIAEEKGLVVDMDGFEEERKLAQLKSQKGAGGEDLIMLDIYAIEELRARGLEV
 TDDSPKYNHYLDSSGSYVFENTVATVMALRREKMFVEEVSTGQECGVVLDKTCFYAEQGG
 QIYDEGYLVKVDSSSEDKTEFTVKNAQVRGGYVLHIGTIYGD LKVG DQVWLFIDEPRRRP
 IMSNHTATHILNFALRSVLGEADQKGS L VAPDRLRFDF TAKGAMSTQQIKKAE EIANEMI
 EAAKAVYTQDCPLAAAKAIQGLRAVFD ETPDPV RVVVSIGVPVSELLDDPSGPAGSLTSV
 EFCGGTHLRNSSHAGAFVIVTEEAIAK GIRRIVAVTGAEAQKALRKAESLKKCLSVMEAK
 VKAQTAPNKDVQREIADLGEALATAVIPQWQKDELRETLKSLKKVMDDLDRASKADVQKR
 VLEKTKQFIDSNPNQPLVILEMESGASAKALNEALKLFKMHSPQTSAMLFTVDNEAGKIT
 CLCQVPQNAANRGLKASEWVQVQSGLMDGKGGGKDVSAQATGKNVGC LQEALQLATSFAQ
 LRLGDVKN

Gene Alias GOX, GOX1, HAOX1, MGC142225, MGC142227

Application notes **WB**
 Antibody dilution: 1:1000 ~ 1:2000. Specific band of ~106.80 kDa using AARS transfected 293T lysate.

Western Blotting (Transfected lysate)

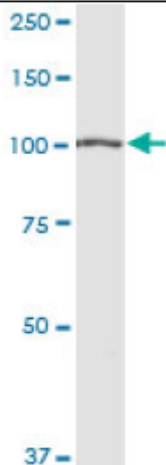


Western Blot analysis of AARS expression in transfected 293T cell line by AARS rabbit polyclonal antibody.

Lane 1: AARS transfected lysate(106.80 KDa).
 Lane 2: Non-transfected lysate.

Antibody dilution: 1:1000. Western Blot analysis of AARS expression in human kidney (Predicted Mw: 106.8100 kDa).

Western Blotting (Tissue lysate)

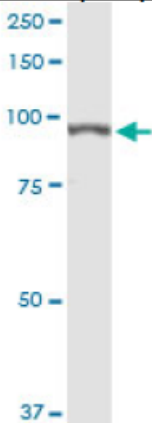


AARS rabbit polyclonal antibody. Western Blot analysis of AARS expression in human kidney.

IP

Antibody dilution 1:15 ~ 1:60 for immunoprecipitation of AARS transfected lysate.

Immunoprecipitation



Immunoprecipitation of AARS transfected lysate using AARS rabbit polyclonal antibody and Protein A Magnetic Bead, and immunoblotted with AARS purified mouse polyclonal antibody.

Storage

For continuous use, store at 2-8°C for one-two days. For extended storage, store in -20°C freezer. Working dilution samples should be discarded if not used within 12 hours.

For research use only. Not for clinical diagnosis.



COSMO BIO Co., LTD.

Inspiration for Life Science

TOYO 2CHOME, KOTO-KU, TOKYO, 135-0016, JAPAN

URL: <http://www.cosmobio.co.jp>

e-mail: export@cosmobio.co.jp

[Outside Japan] Phone : +81-3-5632-9617

[国内連絡先] Phone : +81-3-5632-9610

FAX : +81-3-5632-9618

FAX : +81-3-5632-9619